



Reyee Product Catalog

Cloud, Make Your Business Easy

Redefine your easy network



CONTENTS

01 About Ruijie	02
02 About Reyee	04
03 Ruijie Cloud Service	06
04 e-Lighten Optical Solution	10
e-Lighten Core Switches	
e-Lighten Access Switches	
e-Lighten Access Points	
e-Lighten Accessories	
Core-side Optical Transceivers	
05 Wireless	18
Cloud-managed Access Points	
06 Wireless Bridges	30
EST100-E	
Cloud-managed Wireless Bridges	
RG-AirMetro Series Wireless Bridges	
07 Switches	38
Layer 3 Modular Managed Switches	
Layer 3 Multi-Gigabit Cloud-managed Switches	
Layer 3 1G/10G Managed Switches	
Layer 2+ 10G Managed Switches	
Layer 2 Gigabit Managed Switches	
NIS3100 Series Layer 2 Managed Industrial Switches	
NIS2100 Series Layer 2 Cloud-managed Industrial Switches	
Layer 2 Cloud Switches for IP Surveillance	
Layer 2 Cloud-managed Switches for IP Surveillance	
Unmanaged Switches	
08 Routers	62
09 Home Wi-Fi Routers	69

01 About Ruijie

Who is Ruijie?

Ruijie Networks is an innovative ICT enterprise brand. It has launched eight product lines, including switches, routers, wireless, cloud desktops, security devices, gateways, IT management, and authentication & accounting. Ruijie has eight R&D centers and over 20,000 channel partners with services covering over 100 countries and regions across various industries like government, telecommunications, finance, education, healthcare, internet, energy, transportation, commerce, manufacturing, and so on. Since founded in 2000, Ruijie has been cultivating in-depth, scenario-oriented application experience in product and solution innovation, thereby driving digital transformation across all industries.

 | 8 R&D Centers
  | 20000+ Partners
  | 8000+ Employees

 | 55% Employees Engaged in R&D
  | 100+ Countries Coverage



Recognized by IDC

- No.3 market share in China for Ethernet switches
- No.1 market share in China for 200G/400G data center switches
- No.1 market share in China for enterprise-class wireless products
- No.1 market share in China for computing cloud clients
- No.1 market share in China for enterprise-class IDV clients

Data source: IDC, H1 2024

02 About Reyee

Redefine Your Easy Network

Who is Reyee?

Reyee is a sub-brand launched by Ruijie for the small- and medium-sized business (SMB) market. The name “Reyee” stands for “Redefine Your Easy Network”. It is a provider of ICT infrastructure and specialized network solutions. Reyee’s product portfolio includes wireless, switches, routers, home Wi-Fi routers, and cloud services. Committed to independent research and development, Reyee continuously drives innovation. Its solutions serve various industries, including hotels, offices, retail, CCTV, primary and secondary education, small- and medium-sized hospitals, and villas and home furnishing.

In recent years, Reyee has made rapid market breakthroughs and significant growth in the SMB network product sector. As of 2024, Reyee’s reach extends to over 100 countries across Asia, Europe, America, Africa, and Oceania, and has successfully onboarded more than 2,600 partners.

In addition to providing high-quality, cost-effective network products, Reyee champions the concept of “Cloud, Make Your Business Easy”. This cloud empowerment concept not only helps system integrators (SIs) significantly reduce the complexity of network deployment, debugging, and operation and maintenance (O&M), but also simplifies the delivery of network projects. Additionally, cloud services enable partners to greatly improve sales and operational efficiency, making network business more seamless and efficient.

Reyee in China

50%

Compound Annual Growth Rate for 11 Consecutive Years

3,800K+

Installers Using Reyee Products

3,000+

New Projects Added on Ruijie Cloud Every Day

03

Cloud Service Cloud, Make Your Business Easy

Ruijie Cloud Service

Overview: Cloud, Make Your Business Easy

Ruijie Cloud offers a unique, full-lifecycle cloud solution for SMBs, providing services from pre-sales to maintenance.

Pre-sales: The pre-sales BOM builder helps SIs generate BOMs based on a product pool, scenarios, or even classic cases.

Deployment: Auto provisioning via self-organizing network (SON) is available. Smart configuration can be done via just a few simple steps on your mobile phone, eliminating the need for heavy PCs and complicated CLI.

Maintenance: The device status can be monitored anytime, anywhere. One-click optimization, fault diagnostics, real topology, and alarm notification help installers deliver better service to their customers and grow their business.

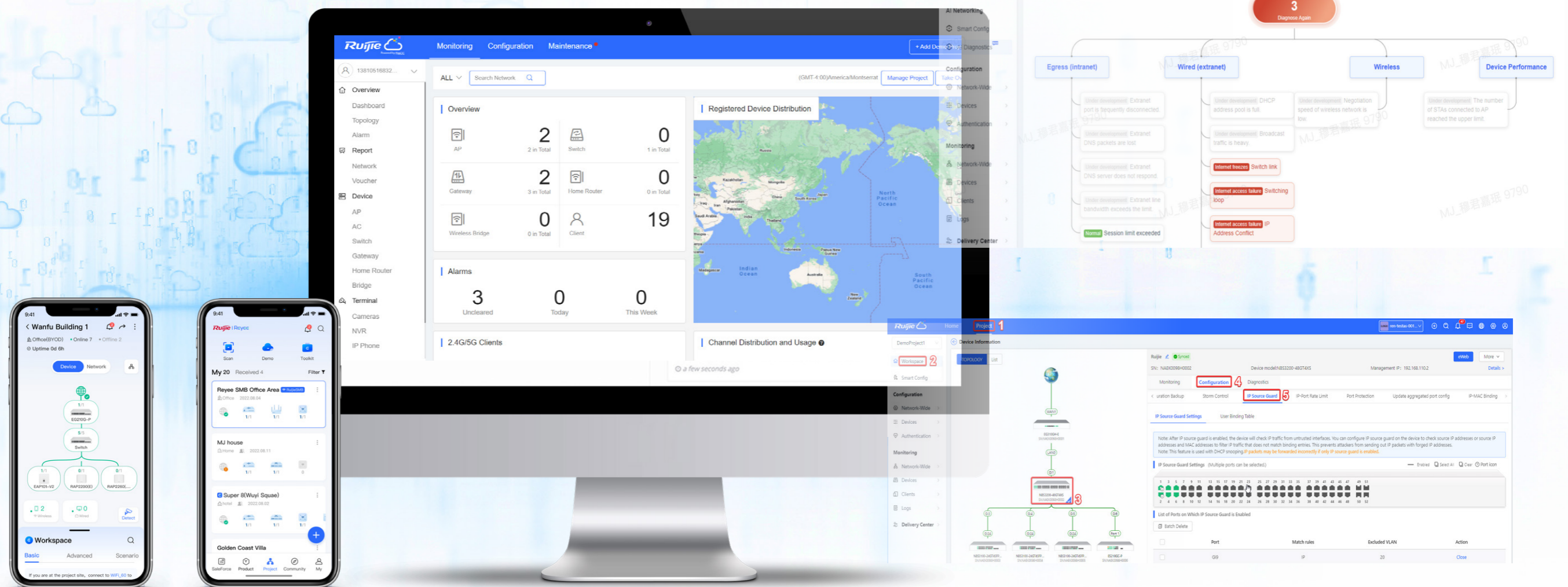
New AI Roaming Optimization — More Than AI

AI discovery: AI discovery provides intelligent and comprehensive identification, covering complex scenarios, special locations, and various endpoints.

AI roaming: AI roaming enables seamless switching between devices with enhanced performance. It is compliant with IEEE 802.11k/v standards, with IEEE 802.11r support coming soon. Signal switch efficiency has increased by 50%, with the switchover time reduced to up to 50 ms.

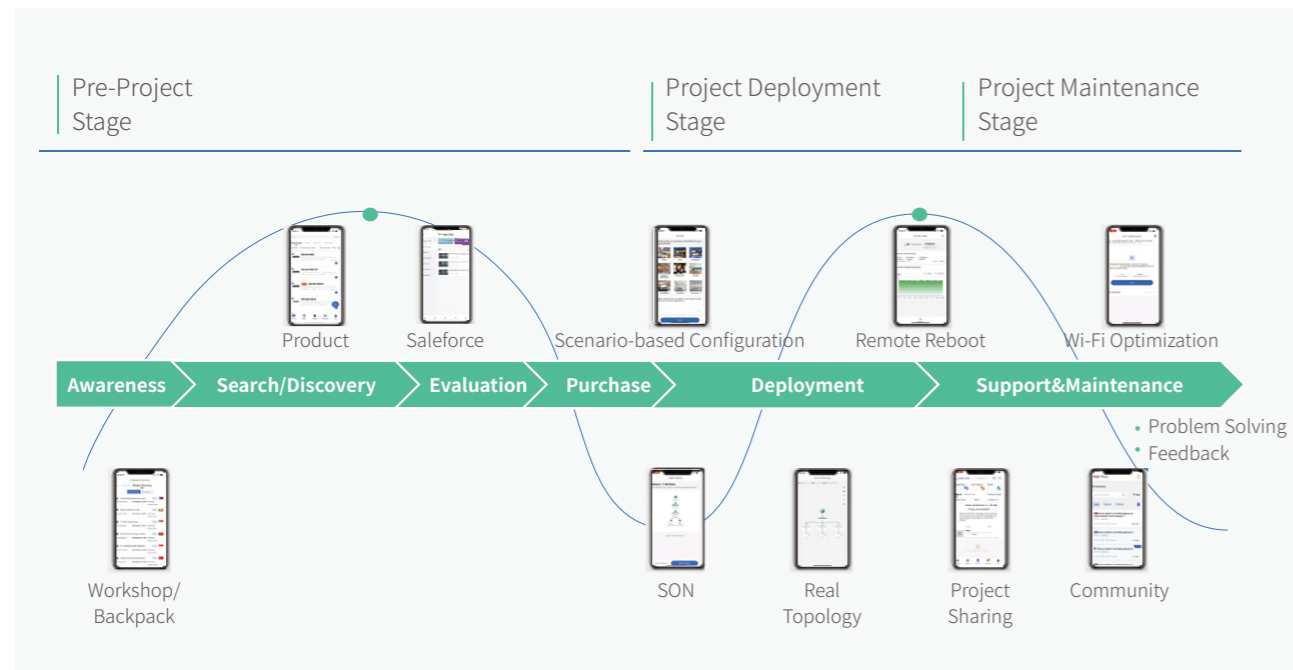
AI optimization: AI improves everything, with continuous machine learning that automatically optimizes the network the more it is used.

New AI Heatmap: The Ruijie Reyee app features AI Heatmap, allowing users to mark wireless bridge locations on Google Maps for BOM generation. Additionally, you can export a site survey report with just one click.



Cloud, Make Your Business Easy

Ruijie Reyee Cloud



Your Challenges

- Building a new network is too complex. Operating access devices is cumbersome. Why aren't we notified immediately when an issue arises?
- When devices malfunction, the owner struggles to resolve it. How can we pinpoint the exact problem?




Ethernet + PON Integration for Flexible Networking

- A single account for managing all stores, a unified view of the global network, and centralized configuration distribution.
- A new approach to network deployment — use tools to quickly scan and set up the network.


The Cloud, Leading the Future

Lifetime FREE Unlimited Cloud Service for SMB Customers


Ruijie Cloud




Unlimited Capacity




Enterprise-Class Features




Easy Maintenance




99.99% Availability







Since 2014



14 Million Networking Devices



3 Million Users Served



100+ Countries Covered



04

e-Lighten Optical Solution An Easy Hybrid Solution of Optical Network & Ethernet



The e-Lighten Optical Solution introduces a new range of products that support both passive all-optical LAN (P2MP) and conventional Ethernet network (P2P) modes within a single system. This solution simplifies networking and troubleshooting for passive all-optical LANs, requiring minimal training for SIs. Key components of the e-Lighten Optical Solution include e-Lighten core switches, e-Lighten access switches, e-Lighten access points, optical transceivers, and passive optical splitters. Designed for small to large enterprises with extensive user bases and diverse networking requirements, the e-Lighten Optical Solution supports a wide range of networking scenarios, offering tailored access methods to effectively meet customer needs in various network environments.



e-Lighten Core Switches

■ Ethernet + PON Integration for Flexible Networking

The e-Lighten core switch, serving as a core switch on a passive optical network (PON), offers versatile optical ports that support both point-to-multi-point (P2MP) passive optical network PON mode and traditional point-to-point (P2P) Ethernet mode. This flexibility allows users to choose the mode that best suits their service requirements and traffic patterns through the use of different optical transceivers, making the e-Lighten core switch an ideal choice for multi-service hybrid networks.

■ Effortless Optical Network Maintenance Through Ethernet Techniques

The integration of traditional Ethernet configuration allows for quick deployment of PON networks. Ruijie Reyee app offers remote management capabilities, enabling network monitoring from any location, as well as remote configuration, troubleshooting, and recovery.

■ Modular Switch with Dual Line Card Slots for Flexible Port Configurations


The RG-NBF6002M switch features dual line card slots, supporting both PON and Ethernet line cards. This design offers flexible port configuration options, making it suitable for diverse networking needs.



RG-NBF6002M

1-RU Layer 3 managed core switch + OLT, PON-capable, with 2 x line card slots, and 2 x power supply slots

Line Cards & Service Modules



MF6000M-16FS8GT2XS

PON-capable, 16 x 100/1000 Mbps SFP/PON ports, 8 x 10/100/1000BASE-T Ethernet ports, and 2 x 10G SFP+ ports



MF6000M-16GT8SFP2XS

8 x 1G SFP ports, 16 x 10/100/1000BASE-T Ethernet ports, and 2 x 10G SFP+ ports



MF6000M-24GT2XS

24 x 10/100/1000BASE-T Ethernet ports and 2 x 10G SFP+ ports



RG-NBF5200M-8FS16GT4XS

Layer 3 managed core switch + OLT, PON-capable, 8 x 100/1000 Mbps SFP/PON ports, 16 x 10/100/1000BASE-T Ethernet ports, and 4 x 10G SFP+ ports

Specifications

Specification	RG-NBF5200M-8FS16GT4XS
Ports	8 x 1G PON/SFP Ports + 16 x 1G Ethernet Ports + 4 x 10G SFP+ Ports
Net Weight	2.9 kg (6.39 lbs)
Number of Fan Modules	2
Switching Capacity	216 Gbps
Forwarding Rate	96 Mpps
Dimensions (W x D x H)	440 mm x 260 mm x 43.6 mm (17.32 in. x 10.24 in. x 1.72 in.)
Mean Time Between Failure (MTBF)	> 400000 hours
Power Supply Surge Protection	Common: 6 kV Differential: 6 kV
Max. Number of VLANs	4094
MAC Address Table Size	16000
ARP Table Size	2000
Warranty	5 years

e-Lighten Access Switches

Layer 2 Gigabit Switches

■ **Direct Fiber Connection for Simplified Deployment and Cabling**

The RG-NBF2100S series is equipped with a built-in 1G subscriber connector (SC) for uplink connectivity, enabling seamless integration with an e-Lighten core switch to create a PON network. This eliminates the need for additional optical transceivers and supports transmission distances of over 100 meters.

■ **Effortless Optical Network Maintenance Through Ethernet Techniques**

The integration of traditional Ethernet configuration allows for quick deployment of PON networks. Ruijie Reyee app offers remote management capabilities, enabling network monitoring from any location, as well as remote configuration, troubleshooting, and recovery.



RG-NBF2100S-8GT1SC

Gigabit managed optical non-PoE switch (ONU), PON-capable, 8 x 10/100/1000BASE-T ports, 1 x 1G SC connector



RG-NBF2100S-8GT1SC-P

Gigabit managed optical PoE+ switch (ONU), PON-capable, 8 x 10/100/1000BASE-T ports, 1 x 1G SC connector



RG-NBF2100S-16GT1SC-P

Gigabit managed optical PoE+ switch (ONU), PON-capable, 16 x 10/100/1000BASE-T ports, 1 x 1G SC connector

Specifications

Model	RG-NBF2100S-8GT1SC	RG-NBF2100S-8GT1SC-P	RG-NBF2100S-16GT1SC-P
Number of 10/100/1000BASE-T Ports	8	8	16
Number of 1G SC Ports	1	1	1
Max. PoE Output Power per Device	N/A	120 W	240 W
Dimensions (W x D x H)	202 mm x 108 mm x 28 mm (7.95 in. x 4.25 in. x 1.10 in.)	202 mm x 108 mm x 28 mm (7.95 in. x 4.25 in. x 1.10 in.)	330 mm x 229 mm x 44 mm (12.99 in. x 9.02 in. x 1.73 in.)
Switching Capacity	18 Gbps	18 Gbps	34 Gbps
Forwarding Rate	13.392 Mpps	13.392 Mpps	25.296 Mpps
Port Surge Protection	Common: 6 kV	Common: 6 kV	Common: 6 kV
Net Weight	0.5 kg (1.10 lbs)	0.5 kg (1.10 lbs)	2.95 kg (6.50 lbs)
Warranty	3 years	3 years	3 years

e-Lighten Access Points

■ Converting Analog Phones to VoIP Phones for Easy Management

The RG-APF1250's built-in Session Initiation Protocol (SIP) functionality converts analog phones into Voice over Internet Protocol (VoIP) phones, enabling centralized management across the network through the Internet Protocol Private Branch Exchange (IP PBX). This innovative solution eliminates the need for multiple PBX systems, significantly reduces costs, and simplifies maintenance, providing a cost-effective and efficient communication infrastructure.

■ Multi-Service Integration for Simplified Deployment

Featuring an integrated multi-service design, the RG-APF1250 is equipped with three 1G ports, one RJ11 port, and one 1G SC connector as the uplink PON port. By utilizing a single in-room optical cable, it supports key services in hotel rooms, including wireless and wired networks, IPTV, and telephone services, thereby reducing cable usage and minimizing cabling costs.

■ Effortless Optical Network Maintenance Through Ethernet Techniques

The integration of traditional Ethernet configuration allows for quick deployment of PON networks. Ruijie Reyee app offers remote management capabilities, enabling network monitoring from any location, as well as remote configuration, troubleshooting, and recovery.



RG-APF1250

Wall-mount dual-band AC1200 wireless optical access point (ONU) with built-in antennas and PON capabilities, manageable via Ruijie Reyee app, 12 V/1.5 A local DC power supply, 3 x 10/100/1000BASE-T Ethernet ports, 1 x 1G SC connector, and 1 x RJ11 port

Specifications

Model	RG-APF1250
Max. Data Rate	300 Mbps at 2.4 GHz, 867 Mbps at 5GHz
Dimensions (W x D x H)	165 mm x 86 mm x 29 mm (6.50 in. x 3.39 in. x 1.14 in.) (excluding mounting bracket)
Net Weight	0.236 kg (0.52 lbs)
Service Ports	1 x 1G SC port 3 x 10/100/1000BASE-T Ethernet ports 1 x RJ11 port
PoE	N/A
Local Power Supply	1 x DC power adapter (12 V/1.5 A)
Operating Temperature	0° C to 40° C (32° F to 104° F)
Bi-directional Optical Sub-Assembly (BOSA) Transmit Power	0 dB to 3 dB
Bi-directional Optical Sub-Assembly (BOSA) Receiver Sensitivity	-8 dB to -28 dB
Warranty	3 years

e-Lighten Accessories

Layer 2 Network Architecture for Simplified Maintenance

Unlike traditional Layer 3 Ethernet networks, an e-Lighten network employs a flat Layer 2 architecture. The passive aggregation design not only minimizes the use of active aggregation switches, eliminating the need for dedicated extra low voltage (ELV) rooms on each floor, but also significantly reduces maintenance workload.

Passive Optical Splitters



RG-SPL2016-SC

2-in 16-out uniform optical splitter, SC connector, iron casing, rack-mountable as a single or combined unit



RG-SPL2032-SC

2-in 32-out uniform optical splitter, SC connector, iron casing, rack-mountable as a single or combined unit

Specifications

Model	RG-SPL2016-SC	RG-SPL2032-SC
Operating Wavelength	1260 nm to 1650 nm	1260 nm to 1650 nm
Weight	0.88 kg (1.94 lbs)	0.98kg (2.16 lbs)
Operating Temperature	-40° C to +85° C (-40° F to +185° F)	-40° C to +85° C (-40° F to +185° F)
Dimensions (W x D x H)	220 mm x 130 mm x 42 mm (8.66 in. x 5.12 in. x 1.65 in.)	220 mm x 130 mm x 42 mm (8.66 in. x 5.12 in. x 1.65 in.)
Temperature-Dependent Loss (dB)	≤ 0.3	≤ 0.3
Wavelength-Dependent Loss (dB)	0.4 (1310 + 40) 0.4 (1550 + 40)	0.4 (1310 + 40) 0.4 (1550 + 40)
Insertion Loss (dB)	≤ 14.4	≤ 17.7
Port Insertion Loss Uniformity (dB)	≤ 1.0	≤ 1.5
Return Loss (dB)	≥ 50	≥ 50
Polarization-Dependent Loss (dB)	≤ 0.3	≤ 0.3
Maximum Input Power (mW)	500	500

Core-side Optical Transceivers



OM-GE-SFP-10KM-SM1490

Gigabit single-mode optical transceiver, SC connector, wavelength of 1490 nm/1310 nm, maximum transmission distance of 10 km (6.21 mi.)

Specifications

Model	OM-GE-SFP-10KM-SM1490
Operating Voltage	3.14 V to 3.46 V
Max. Power Consumption	1.5 W
Operating Temperature	0° C to 70° C (32° F to 158° F)
Storage Temperature	-40° C to +85° C (-40° F to +185° F)
Operating Humidity	5% to 85%
Tx Wavelength	1480 nm to 1500 nm
Rx Wavelength	1290 nm to 1330 nm
Tx Power	3 to 7 dBm
Rx Power	-32 to -12 dBm
Weight	0.035 kg (0.08 lbs)
Receiver Sensitivity	-32 dBm
Tx Rate	1.25 Gbps
Rx Rate	1.25 Gbps
Warranty	3 years

05 Wireless



Cloud-managed Access Points

Reyee cloud-managed access points offer high performance for outdoor, ceiling mount, and wall mount scenarios. They are compliant with IEEE 802.11be/ax/ac Wave2 Wi-Fi standards.

The industrial design ensures easy installation and maintenance. The cloud-managed access points support SON for quick project setup.

■ Providing Enhanced Performance Through Tri-/Dual-band Wi-Fi

Wi-Fi 7 introduces new spectrum management and transmission mechanisms across the 2.4 GHz, 5 GHz, and 6 GHz frequency bands, Multiple Link Operation (MLO), to efficiently utilize all available network resources. Unlike traditional transmission methods, where devices use a single link to deliver data, MLO allows multiple frequency bands to send and receive simultaneously to increase throughput and reduce latency in high-streaming scenarios. Meanwhile, dual-band communication supports 2.4 GHz and 5 GHz bands, providing access rates of up to 1,267 Mbps (802.11ac), 1,775 Mbps (802.11ax), 3,200 Mbps (802.11ax), and 6,000 Mbps (802.11ax) per access point. The 5 GHz frequency band offers less interference, larger channel width, and faster speeds for endpoints, ensuring an excellent wireless experience for users.

■ Seamless Layer 3 Roaming

The device supports seamless Layer 3 roaming. Users can roam across Layer 3 networks without experiencing service interruptions.

■ Support for SON

The SON feature enables auto-discovery, auto-networking, and auto-configuration between routers, switches, and access points without the need for controllers or Internet access. Using the mobile app, you can quickly deploy and configure devices, manage the network remotely, and maintain the network. This significantly reduces equipment, labor, and time costs during wireless network deployment.



■ Lifetime Free Cloud Management

You can perform on-premises or remote management of global devices via the mobile app and eWeb. Additionally, cloud management allows network sharing with third parties for hosting and collaborative management, streamlining enterprise network O&M, while enhancing security and convenience.



Products

Wall-Plate AP



	RG-RAP1200(P) AC1300 dual-band Gigabit Wall-plate access point		RG-RAP1200(F) AC1300 dual-band Wall-plate access point		RG-RAP1201 AC1300 dual-band Gigabit Wall-plate access point
---	--	---	--	--	---

	RG-RAP1260 AX3000 dual-band wall-plate access point		RG-RAP1261 AX3000 dual-band wall-plate access point
---	---	---	---

Ceiling AP

	RG-RAP2200(E)/RG-RAP2200(F) AC1300 dual-band ceiling mount access point		RG-RAP2260(G) Wi-Fi 6 AX1800 dual-band Gigabit ceiling mount access point
--	---	--	---

	RG-RAP62 Wi-Fi 6 AX1800 dual-band ceiling mount access point		RG-RAP2266 AX3000 ceiling mount access point
---	--	---	--

	RG-RAP2260 Wi-Fi 6 AX3000 high-performance multi-Gigabit ceiling mount access point		RG-RAP2260(H) Wi-Fi 6 AX6000 high-density multi-Gigabit ceiling mount access point
---	---	---	--



	RG-RAP2260(E) Wi-Fi 6 AX3200 dual-band multi-Gigabit ceiling mount access point		RG-RAP73HD BE19000 tri-band ceiling mount access point
---	---	---	--




	RG-RAP72 BE3600 dual-band ceiling mount access point		RG-RAP72Pro BE5040 dual-band ceiling mount access point
---	--	---	---

Outdoor AP





	RG-RAP52-OD AC1300 dual-band outdoor access point		RG-RAP6202(G) AC1300 dual-band outdoor access point
---	---	---	---




	RG-RAP6262(G) AX1800 Wi-Fi 6 outdoor access point		RG-RAP6260(G) AX1800 Wi-Fi 6 outdoor access point
--	---	--	---




	RG-RAP6262 AX3000 high-performance outdoor omni-directional access point		RG-RAP62-OD AX3000 dual-band outdoor access point
---	--	---	---




	RG-RAP6260(H) AX6000 high-density outdoor omni-directional access point		RG-RAP6260(H)-D AX6000 high-performance outdoor directional ceiling mount access point		RG-RAP72Pro-OD BE5040 dual-band outdoor/indoor versatile access point
---	---	---	--	---	---




Specifications




Category	Wall AP			
	Wi-Fi 5 AC1300		Wi-Fi 6 AX3000	
Datasheet Level	Wi-Fi 5 AC1300		Wi-Fi 6 AX3000	
Product picture				
Model	RAP1200(F)	RAP1201	RAP1200(P)	RAP1261
Dimensions	86 mm x 86 mm x 29.3 mm (3.39 in. x 3.39 in. x 1.15 in.)	86 mm x 86 mm x 42.4 mm (3.39 in. x 3.39 in. x 1.67 in.)	126 mm x 86 mm x 50 mm (4.96 in. x 3.39 in. x 1.97 in.)	86 mm x 86 mm x 42.4 mm (3.39 in. x 3.39 in. x 1.67 in.)
Device Weight	≤ 0.14 kg (0.31 lbs.)	≤ 0.16 kg (0.35 lbs.)	≤ 0.24 kg (0.53 lbs.)	≤ 0.16 kg (0.35 lbs.)
Spatial Streams	2.4G:2x2 MIMO 5.G:2x2 MU-MIMO	2.4G:2x2 MIMO 5.G:2x2 MU-MIMO	2.4G:2x2 MIMO 5.G:2x2 MU-MIMO	2.4G:2x2 MU-MIMO 5.G:2x2 MU-MIMO
Max Throughput	AC1300 400Mbps at 2.4GHz 866Mbps at 5GHz	AC1300 400Mbps at 2.4GHz 866Mbps at 5GHz	AC1300 400Mbps at 2.4GHz 866Mbps at 5GHz	AX3000 573Mbps at 2.4GHz 2401Mbps at 5GHz
Frequency Bandwidth	2.4G:20/40MH 5G:20/40/80MHz	2.4G:20/40MHz 5G:20/40/80MHz	2.4G:20/40MHz 5G:20/40/80MHz	2.4G:20/40MHz 5G:20/40/80/160MHz
Antennas	OmniDirectional 2.4GHz: 2dBi 5 GHz: 2dBi	OmniDirectional 2.4GHz: 2dBi 5 GHz: 2dBi	OmniDirectional 2.4GHz: 2dBi 5 GHz: 2dBi	OmniDirectional 2.4GHz: 3dBi 5 GHz: 3dBi
Maximum TX Power	2.4G Combined power: 22 dBm (single-stream power: 19 dBm) 5G Combined power: 21 dBm (single-stream power: 18 dBm) Note: The transmit power varies according to regulations in different countries and regions.	2.4G Combined power: 21 dBm (single-stream power: 18 dBm) 5G Combined power: 21 dBm (single-stream power: 18 dBm) Note: The transmit power varies according to regulations in different countries and regions.	2.4G Combined power: 21 dBm (single-stream power: 18 dBm) 5G Combined power: 21 dBm (single-stream power: 18 dBm) Note: The transmit power varies according to regulations in different countries and regions.	2.4G Combined power: 21 dBm (single-stream power: 18 dBm) 5G Combined power: 21 dBm (single-stream power: 18 dBm) Note: The transmit power varies according to regulations in different countries and regions.
Concurrent Users	Max: 110 Recommend: 40	Max: 110 Recommend: 40	Max: 110 Recommend: 80	Max: 256 Recommend: 110
Max Wi-Fi Coverage	30 m ² (322.92 square ft.) Note: The data is obtained in an ideal environment without obstruction. The signal coverage radius depends on client performance and environmental interference.	30 m ² (322.92 square ft.) Note: The data is obtained in an ideal environment without obstruction. The signal coverage radius depends on client performance and environmental interference.	40 m ² (430.56 square ft.) Note: The data is obtained in an ideal environment without obstruction. The signal coverage radius depends on client performance and environmental interference.	45 m ² (484.38 square ft.) Note: The data is obtained in an ideal environment without obstruction. The signal coverage radius depends on client performance and environmental interference.
Service Port	1*FE RJ45(POE-In) 1*FE RJ45	1*GE RJ45(POE-In) 1*GE RJ45	1*GE(POE-IN) 4*GE RJ45(LAN1 support PoE-out)	1*GE RJ45(POE-In) 1*GE RJ45
Power Supply	802.3af/802.3at	802.3af/802.3at	802.3af/802.3at	802.3af/802.3at
Local Power	N	N	N	N
Power Consumption	<8W	<9W	<8W (Excluding PoE output)	<13W
Environment	Operating temperature: 0° C~40° C Storage temperature: -40° C~70° C Operating humidity: 0%~100% (non-condensing) Storage humidity: 0%~100% (non-condensing)	Operating temperature: 0° C~40° C Storage temperature: -40° C~70° C Operating humidity: 5%~95% (non-condensing) Storage humidity: 5%~95% (non-condensing)	Operating temperature: 0° C~40° C Storage temperature: -40° C~70° C Operating humidity: 5%~95% (non-condensing) Storage humidity: 5%~96% (non-condensing)	Operating temperature: 0° C~40° C Storage temperature: -40° C~70° C Operating humidity: 5%~95% (non-condensing) Storage humidity: 5%~95% (non-condensing)
Power Out	N	N	Y	N
Weather proof	IP41	IP41	IP41	IP41
Certification	CE, RoHS, FCC, ISED, cTUVus	CE, RoHS, FCC, ISED, cTUVus	CE, RoHS, FCC, ISED, cTUVus	CE, RoHS, FCC, ISED, cTUVus
Management Mode	Cloud Manage Local Manage by EG	Cloud Manage Local Manage by EG	Cloud Manage Local Manage by EG	Cloud Manage Local Manage by EG
L2/L3 Roaming	Y	Y	Y	Y
Advanced Roaming Protocol	N	802.11K/V	N	802.11K/V/R
AI Roaming	N	Y	Y	Y
Standalone Portal	N	N	N	Y
Reyee Mesh	N	Y	Y	Y




Category	Wall AP	Ceiling AP	
	Wi-Fi 6 AX3000	Wi-Fi 5 AC1300	
Datasheet Level	Wi-Fi 6 AX3000	Wi-Fi 5 AC1300	
Product picture			
Model	RAP1260	RAP2200(F)	RAP2200(E)
Dimensions	124 mm x 86 mm x 24 mm (4.88 in. x 3.39 in. x 0.94 in.)	194 mm x 194 mm x 35 mm (7.64 in. x 7.64 in. x 1.38 in.)	194 mm x 194 mm x 35 mm (7.64 in. x 7.64 in. x 1.38 in.)
Device Weight	≤ 0.26 kg (0.57 lbs.)	≤ 0.45 kg (0.99 lbs.)	≤ 0.45 kg (0.99 lbs.)
Spatial Streams	2.4G:2x2 MU-MIMO 5.G:2x2 MU-MIMO	2.4G:2x2 MIMO 5.G:2x2 MU-MIMO	2.4G:2x2 MIMO 5.G:2x2 MU-MIMO
Max Throughput	AX3000 573Mbps at 2.4GHz 2401Mbps at 5GHz	AC1300 400Mbps at 2.4GHz 866Mbps at 5GHz	AC1300 400Mbps at 2.4GHz 866Mbps at 5GHz
Frequency Bandwidth	2.4G:20/40MHz 5G:20/40/80/160MHz	2.4G:20/40MHz 5G:20/40/80MHz	2.4G:20/40MHz 5G:20/40/80MHz
Antennas	OmniDirectional 2.4GHz: 3dBi 5 GHz: 3dBi	OmniDirectional 2.4GHz: 2dBi 5 GHz: 2dBi	OmniDirectional 2.4GHz: 2dBi 5 GHz: 2dBi
Maximum TX Power	2.4G Combined power: 21 dBm (single-stream power: 18 dBm) 5G Combined power: 21 dBm (single-stream power: 18 dBm) Note: The transmit power varies according to regulations in different countries and regions.	2.4G Combined power: 25 dBm (single-stream power: 22 dBm) 5G Combined power: 26 dBm (single-stream power: 23 dBm) Note: The transmit power varies according to regulations in different countries and regions.	2.4G Combined power: 25 dBm (single-stream power: 22 dBm) 5G Combined power: 26 dBm (single-stream power: 23 dBm) Note: The transmit power varies according to regulations in different countries and regions.
Concurrent Users	Max: 256 Recommend: 110	Max:110 Recommend:48	Max:110 Recommend:80
Max Wi-Fi Coverage	55 m ² (592.02 square ft.) Note: The data is obtained in an ideal environment without obstruction. The signal coverage radius depends on client performance and environmental interference.	115 m ² (1237.85 square ft.) Note: The data is obtained in an ideal environment without obstruction. The signal coverage radius depends on client performance and environmental interference.	115 m ² (1237.85 square ft.) Note: The data is obtained in an ideal environment without obstruction. The signal coverage radius depends on client performance and environmental interference.
Service Port	1*GE(POE-IN) 4*GE RJ45	2*FE RJ45 (1 port supports 802.3at PoE)	2*GE RJ45
Power Supply	802.3af/802.3at	802.3af/802.3at DC 12V/1.5A	802.3af/802.3at DC 12V/1.5A
Local Power	N	Support	Support
Power Consumption	<14W	≤ 12.95W	≤ 12.95W
Environment	Operating temperature: 0° C~40° C Storage temperature: -40° C~70° C Operating humidity: 5%~95% (non-condensing) Storage humidity: 5%~96% (non-condensing)	Operating temperature: 0° C~40° C Storage temperature: -40° C~70° C Operating humidity: 5%~95% (non-condensing) Storage humidity: 5%~95% (non-condensing)	Operating temperature: 0° C~40° C Storage temperature: -40° C~70° C Operating humidity: 5%~95% (non-condensing) Storage humidity: 5%~95% (non-condensing)
Power Out	N	N	N
Weather proof	IP41	IP41	N/A
Certification	CE, RoHS, FCC, ISED, cTUVus	CE, RoHS, FCC, ISED, cTUVus	CE, RoHS, FCC, ISED, cTUVus
Management Mode	Cloud Manage Local Manage by EG	Cloud Manage Local Manage by EG	Cloud Manage Local Manage by EG
L2/L3 Roaming	Y	Y	Y
Advanced Roaming Protocol	802.12K/V/R	N	802.11K/V
AI Roaming	Y	N	Y
Standalone Portal	Y	N	N
Reyee Mesh	Y	N	Y




Category	Ceiling AP		
Datasheet Level	Wi-Fi 6 AX1800		Wi-Fi 6 AX3000
Product picture			
Model	RAP2260(G)	RAP62	RAP2266
Dimensions	194 mm x 194 mm x 35 mm (7.64 in. x 7.64 in. x 1.38 in.)	Ø175 mm x 39 mm	Ø220 mm x 52.6 mm (8.66 in. x 8.66 in. x 2.07 in.)
Device Weight	≤ 0.55 kg (1.21 lbs.)	≤ 0.4 kg (0.88 lbs.)	≤ 0.5 kg (1.10 lbs.)
Spatial Streams	2.4G:2x2 MU-MIMO 5.G:2x2 MU-MIMO	2.4G:2x2 MU-MIMO 5.G:2x2 MU-MIMO	2.4G:2x2 MU-MIMO 5.G:2x2 MU-MIMO
Max Throughput	AX1800 573Mbps at 2.4GHz 1201Mbps at 5GHz	AX1800 573Mbps at 2.4GHz 1201Mbps at 5GHz	AX3000 573Mbps at 2.4GHz 2401Mbps at 5GHz
Frequency Bandwidth	2.4G:20/40MHz 5G:20/40/80MHz	2.4G:20/40MHz 5G:20/40/80MHz	2.4G:20/40MHz 5G:20/40/80/160MHz
Antennas	Omnidirectional 2.4GHz: 3dBi 5 GHz: 3dBi	Omnidirectional 2.4GHz: 3.13dBi 5 GHz: 4.58dBi	Omnidirectional 2.4GHz: 3dBi 5 GHz: 3dBi
Maximum TX Power	2.4G Combined power: 26 dBm (single-stream power: 23 dBm) 5G Combined power: 26 dBm (single-stream power: 23 dBm) Note: The transmit power varies according to regulations in different countries and regions.	2.4G Combined power: 24 dBm (single-stream power: 21 dBm) 5G Combined power: 25.7 dBm (single-stream power: 21 dBm) Note: The transmit power varies according to regulations in different countries and regions.	2.4G Combined power: 28 dBm (single-stream power: 25 dBm) 5G Combined power: 29.7 dBm (single-stream power: 25 dBm) Note: The transmit power varies according to regulations in different countries and regions.
Concurrent Users	Max:256 Recommend:100	Max:256 Recommend:100	Max:511 Recommend:110
Max Wi-Fi Coverage	120 m ² (1291.67 square ft.) Note: The data is obtained in an ideal environment without obstruction. The signal coverage radius depends on client performance and environmental interference.	125 m ² (1345.49 square ft.) Note: The data is obtained in an ideal environment without obstruction. The signal coverage radius depends on client performance and environmental interference.	145 m ² (1560.77 square ft.) Note: The data is obtained in an ideal environment without obstruction. The signal coverage radius depends on client performance and environmental interference.
Service Port	2*GE RJ45 (1 port supports 802.3at PoE)	1*GE RJ45 (supporting IEEE 802.3at/af PoE)	1*GE RJ45 (supports 802.3at PoE)
Power Supply	802.3at DC 12V/1.5A	802.3at/af DC 12V/1.5A	802.3at DC 12V/2.0A
Local Power	Support	Support	Support
Power Consumption	≤ 15.5W	<12.95W	<18W
Environment	Operating temperature: 0° C~40° C Storage temperature: -40° C~70° C Operating humidity: 5%~95% (non-condensing) Storage humidity: 5%~95% (non-condensing)	Operating temperature: 0° C~40° C Storage temperature: -40° C~70° C Operating humidity: 5%~95% (non-condensing) Storage humidity: 5%~95% (non-condensing)	Operating temperature: 0° C~40° C Storage temperature: -40° C~70° C Operating humidity: 5%~95% (non-condensing) Storage humidity: 5%~95% (non-condensing)
Power Out	N	N	N
Weather proof	IP41	IP41	IP41
Certification	CE, RoHS, FCC, ISED, cTUVus	CE, RoHS, FCC, ISED, cTUVus	CE, RoHS, FCC, ISED, cTUVus
Management Mode	Cloud Manage Local Manage by EG	Cloud Manage Local Manage by EG	Cloud Manage Local Manage by EG
L2/L3 Roaming	Y	Y	Y
Advanced Roaming Protocol	802.11K/V/R	802.11K/V/R	802.11K/V/R
AI Roaming	Y	Y	Y
Standalone Portal	Y	Y	Y
Reyee Mesh	Y	Y	Y

Category	Ceiling AP		
Datasheet Level	Wi-Fi 6 AX3000		Wi-Fi 6 AX6000
Product picture			
Model	RAP2260	RAP2260(E)	RAP2260(H)
Dimensions	194 mm x 194 mm x 45.1 mm (7.64 in. x 7.64 in. x 1.78 in.)	220 mm x 220 mm x 35 mm (8.66 in. x 8.66 in. x 1.38 in.)	230 mm x 230 mm x 49.5 mm (9.06 in. x 9.06 in. x 1.95 in.)
Device Weight	≤ 0.65 kg (1.43 lbs.)	≤ 0.55 kg (1.21 lbs.)	≤ 1.8 kg (3.97 lbs.)
Spatial Streams	2.4G:2x2 MU-MIMO 5.G:2x2 MU-MIMO	2.4G:4x4 MU-MIMO 5.G:4x4 MU-MIMO	2.4G:4x4 MU-MIMO 5.G:4x4 MU-MIMO
Max Throughput	AX3000 573Mbps at 2.4GHz 2401Mbps at 5GHz	AX3200 800Mbps at 2.4GHz 2401Mbps at 5GHz	AX6000 1147Mbps at 2.4GHz 4803Mbps at 5GHz
Frequency Bandwidth	2.4G:20/40MHz 5G:20/40/80/160MHz	2.4G:20/40MHz 5G:20/40/80MHz	2.4G:20/40MHz 5G:20/40/80/160MHz
Antennas	Omnidirectional 2.4GHz: 3dBi 5 GHz: 3dBi	Omnidirectional 2.4GHz: 3dBi 5 GHz: 3dBi	Omnidirectional 2.4GHz: 3dBi 5 GHz: 4dBi
Maximum TX Power	2.4G Combined power: 28 dBm (single-stream power: 25 dBm) 5G Combined power: 29.7 dBm (single-stream power: 25 dBm) Note: The transmit power varies according to regulations in different countries and regions.	2.4G Combined power: 29 dBm (single-stream power: 23 dBm) 5G Combined power: 29 dBm (single-stream power: 23 dBm) Note: The transmit power varies according to regulations in different countries and regions.	2.4G Combined power: 32 dBm (single-stream power: 26 dBm) 5G Combined power: 32 dBm (single-stream power: 26 dBm) Note: The transmit power varies according to regulations in different countries and regions.
Concurrent Users	Max:511 Recommend:110	Max:256 Recommend:120	Max:511 Recommend:130
Max Wi-Fi Coverage	145 m ² (1560.77 square ft.) Note: The data is obtained in an ideal environment without obstruction. The signal coverage radius depends on client performance and environmental interference.	190 m ² (2045.14 square ft.) Note: The data is obtained in an ideal environment without obstruction. The signal coverage radius depends on client performance and environmental interference.	190 m ² (2045.14 square ft.) Note: The data is obtained in an ideal environment without obstruction. The signal coverage radius depends on client performance and environmental interference.
Service Port	1*GE RJ45 2.5GE RJ45 (supports 802.3at PoE)	1*GE RJ45 2.5GE RJ45 (supports 802.3at PoE)	2*2.5GE RJ45 (1 port supports 802.3at PoE)
Power Supply	802.3at DC 12V/2.0A	802.3at DC 12V/2.5A	802.3at/802.3bt DC 48V/1.0A
Local Power	Support	Support	Support
Power Consumption	<18W	< 25.4W	< 40W
Environment	Operating temperature: 0° C~40° C Storage temperature: -40° C~70° C Operating humidity: 5%~95% (non-condensing) Storage humidity: 5%~95% (non-condensing)	Operating temperature: 0° C~40° C Storage temperature: -40° C~70° C Operating humidity: 5%~95% (non-condensing) Storage humidity: 5%~95% (non-condensing)	Operating temperature: 0° C~40° C Storage temperature: -40° C~70° C Operating humidity: 5%~95% (non-condensing) Storage humidity: 5%~95% (non-condensing)
Power Out	N	N	N
Weather proof	IP41	IP41	IP41
Certification	CE, RoHS, FCC, ISED, cTUVus	CE, RoHS, FCC, ISED, cTUVus	CE, RoHS, FCC, ISED, cTUVus
Management Mode	Cloud Manage Local Manage by EG	Cloud Manage Local Manage by EG	Cloud Manage Local Manage by EG
L2/L3 Roaming	Y	Y	Y
Advanced Roaming Protocol	802.11K/V/R	802.11K/V/R	802.11K/V/R
AI Roaming	Y	Y	Y
Standalone Portal	Y	Y	Y
Reyee Mesh	Y	Y	Y

Category	Ceiling AP		
Datasheet Level	Wi-Fi 7 BE3600	Wi-Fi 7 BE5040	Wi-Fi 7 BE19000
Product picture			
Model	RAP72	RAP72Pro	RAP73HD
Dimensions	Ø195 mm x 41 mm	208 mm x 208 mm x 40 mm (8.19 in. x 8.19 in. x 1.57 in.)	258 mm x 258 mm x 59.5 mm (10.16 in. x 10.16 in. x 2.34 in.)
Device Weight	≤ 0.6 kg (1.32 lbs.)	≤ 0.75 kg (1.65 lbs.)	≤ 2.0kg (4.41 lbs.)
Spatial Streams	2.4G:2x2 MU-MIMO 5G:2x2 MU-MIMO	2.4G:2x2 MU-MIMO 5G:2x2 MU-MIMO (3t3r)	2.4G:4x4 MU-MIMO 5G: 4x4 MU-MIMO 6G: 4x4 MU-MIMO
Max Throughput	BE3600 688Mbps at 2.4GHz 2882Mbps at 5GHz	BE5040 688Mbps at 2.4GHz 4323Mbps at 5GHz	BE19000 1376Mbps at 2.4GHz, 5764Mbps at 5GHz, 11528Mbps at 6GHz
Frequency Bandwidth	2.4G:20/40MHz 5G:20/40/80/160MHz	2.4G: Auto/20 MHz/40 MHz 5G: Auto/20 MHz/40 MHz/80 MHz/160 MHz	2.4G:20/40MHz 5G:20/40/80/160MHz 6G:20/40/80/160/320MHz
Antennas	OmniDirectional 2.4GHz: 3.23 dBi 5 GHz: 4.44 dBi	OmniDirectional 2.4GHz: 3 dBi 5 GHz: 4 dBi	OmniDirectional 2.4GHz: 3dBi 5 GHz: 4dBi 6 GHz: 5dBi
Maximum TX Power	2.4G Combined power: 25 dBm (single-stream power: 22 dBm) 5G Combined power: 25.7 dBm (single-stream power: 21 dBm) Note: The transmit power varies according to regulations in different countries and regions.	2.4G Combined power: 27 dBm (single-stream power: 24 dBm) 5G Combined power: 29.7 dBm (single-stream power: 25 dBm) Note: The transmit power varies according to regulations in different countries and regions.	2.4G Combined power: 31 dBm (single-stream power: 25 dBm) 5G Combined power: 31 dBm (single-stream power: 25 dBm) 6G Combined power: 29 dBm (single-stream power: 23 dBm) Note: The transmit power varies according to regulations in different countries and regions.
Concurrent Users	Max:511 Recommend:100	Max:511 Recommend:110	1500+ Recommend:250
Max Wi-Fi Coverage	140 m ² (1506.95 square ft.) Note: The data is obtained in an ideal environment without obstruction. The signal coverage radius depends on client performance and environmental interference.	145 m ² (1560.77 square ft.) Note: The data is obtained in an ideal environment without obstruction. The signal coverage radius depends on client performance and environmental interference.	190 m ² (2045.14 square ft.) Note: The data is obtained in an ideal environment without obstruction. The signal coverage radius depends on client performance and environmental interference.
Service Port	1*2.5GE RJ45	1*GE RJ45 2.5GE RJ45	1*GE RJ45 10GE RJ45 (supports 802.3bt PoE) 10GE SFP+
Power Supply	802.3af/802.3at DC 12V/1.5A	802.3at DC 12V/2.5A	802.3bt DC 48V/1.25A
Local Power	Support	Support	Support
Power Consumption	<14W	<30W	<60W
Environment	Operating temperature: 0° C~40° C Storage temperature: -40° C~70° C Operating humidity: 5%~95% (non-condensing) Storage humidity: 5%~95% (non-condensing)	Operating temperature: 0° C~40° C Storage temperature: -40° C~70° C Operating humidity: 5%~95% (non-condensing) Storage humidity: 5%~95% (non-condensing)	Operating temperature: 0° C~40° C Storage temperature: -40° C~70° C Operating humidity: 5%~95% (non-condensing) Storage humidity: 5%~95% (non-condensing)
Power Out	N	N	N
Weather proof	IP41	IP41	IP41
Certification	CE, RoHS, FCC, ISED, cTUVus	CE, RoHS, FCC, ISED, cTUVus	CE, RoHS, FCC, ISED, cTUVus
Management Mode	Cloud Manage Local Manage by EG	Cloud Manage Local Manage by EG	Cloud Manage Local Manage by EG
L2/L3 Roaming	Y	Y	Y
Advanced Roaming Protocol	802.11K/V/R	802.11K/V/R	802.11K/V/R
AI Roaming	Y	Y	Y
Standalone Portal	Y	Y	Y
Reyee Mesh	Y	Y	Y

Category	Outdoor AP		
Datasheet Level	Wi-Fi 5 AC1300		Wi-Fi 6 AX1800
Product picture			
Model	RAP52-OD	RAP6202(G)	RAP6262(G)
Dimensions	220 mm × 50 mm × 35.7 mm (8.66 in. x 1.97 in. x 1.41 in.) antenna size: 185mm (7.28 in.) (excluding mounting bracket and antenna)	200 mm × 220 mm × 166 mm (7.87 in. x 8.66 in. x 6.54 in.) (Without Mounting Bracket)	200 mm × 220 mm × 166 mm (7.87 in. x 8.66 in. x 6.54 in.) (Without Mounting Bracket)
Device Weight	≤ 0.4 kg (0.88 lbs.)	≤ 1 kg (2.20 lbs.)	≤ 1.2 kg (2.65 lbs.)
Spatial Streams	2.4G:2x2 MU-MIMO 5G: 2x2 MU-MIMO	2.4G:2x2 MU-MIMO 5G: 2x2 MU-MIMO	2.4G:2x2 MU-MIMO 5G:2x2 MU-MIMO
Max Throughput	AC1300 400Mbps at 2.4GHz 866Mbps at 5GHz	AC1300 400Mbps at 2.4GHz 866Mbps at 5GHz	AX1800 573Mbps at 2.4GHz 1201Mbps at 5GHz
Frequency Bandwidth	2.4G:20/40MHz 5G:20/40/80MHz	2.4G:20/40MHz 5G:20/40/80MHz	2.4G:20/40MHz 5G:20/40/80MHz
Antennas	OmniDirectional & Detachable 2.4G: 3 dBi 5G: 4 dBi	OmniDirectional 2.4G: 3 dBi 5G: 4 dBi	OmniDirectional 2.4G: 3dBi 5G: 3dBi
Maximum TX Power	2.4G Combined power: 25 dBm (single-stream power: 22 dBm) 5G Combined power: 24 dBm (single-stream power: 21 dBm) Note: The transmit power varies according to regulations in different countries and regions.	2.4G Combined power: 29 dBm (single-stream power: 26 dBm) 5G Combined power: 30 dBm (single-stream power: 27 dBm) Note: The transmit power varies according to regulations in different countries and regions.	2.4G Combined power: 29 dBm (single-stream power: 26 dBm) 5G Combined power: 28 dBm (single-stream power: 25 dBm) Note: The transmit power varies according to regulations in different countries and regions.
Concurrent Users	Max:110 Recommend:80	Max:110 Recommend:80	Max:256 Recommend: 100
Max Wi-Fi Coverage	5 GHz Max: 300 m (984.25 ft.) Note: The data is obtained in an ideal environment without obstruction. The signal coverage radius depends on client performance and environmental interference.	5 GHz Max: 400 m (1312.34 ft.) Note: The data is obtained in an ideal environment without obstruction. The signal coverage radius depends on client performance and environmental interference.	5 GHz Max: 400 m (1312.34 ft.) Note: The data is obtained in an ideal environment without obstruction. The signal coverage radius depends on client performance and environmental interference.
Service Port	1 GE RJ45 (supports 802.3af PoE)	2*1GE RJ45 (1 port supports 802.3at PoE)	2*1GE RJ45 (1 port supports 802.3at PoE)
Power Supply	802.3af/802.3at 24V passive	802.3af/802.3at PoE DC 12V/1.5A	802.3at PoE DC 12V/1.5A
Local Power	N	Support	N
Power Consumption	< 13.5W	< 12.95W	< 18W
Environment	Operating temperature: -30° C~65° C Storage temperature: -40° C~75° C Operating humidity: 0%~100% (non-condensing) Storage humidity: 0%~100% (non-condensing)	Operating temperature: -30° C~65° C Storage temperature: -40° C~85° C Operating humidity: 0%~100% (non-condensing) Storage humidity: 0%~100% (non-condensing)	Operating temperature: -30° C~65° C Storage temperature: -40° C~85° C Operating humidity: 0%~100% (non-condensing) Storage humidity: 0%~100% (non-condensing)
Power Out	N	N	N
Weather proof	IP65	IP68	IP68
Certification	CE, RoHS, ISED, cTUVus	CE, RoHS, FCC, ISED, cTUVus	CE, RoHS, FCC, ISED, cTUVus
Management Mode	Cloud Manage Local Manage by EG	Cloud Manage Local Manage by EG	Cloud Manage Local Manage by EG
L2/L3 Roaming	Y	Y	Y
Advanced Roaming Protocol	802.11K/VR	802.12K/V/R	802.11K/V/R
AI Roaming	Y	Y	Y
Standalone Portal	Y	N	Y
Reyee Mesh	Y	Y	Y

Category	Outdoor AP		
Datasheet Level	Wi-Fi 6 AX1800	Wi-Fi 6 AX3000	
Product picture			
Model	RAP6260(G)	RAP6262 (Ball)	RAP62-OD
Dimensions	298 mm x 298 mm x 65 mm (11.73 in. x 11.73 in. x 2.56 in.) (excluding mounting kits)	230 mm x 230 mm x 195 mm (9.06 in. x 9.06 in. x 7.68 in.) (Without Mounting Bracket)	200 mm x 70 mm x 35 mm (7.87 in. x 2.76 in. x 1.38 in.)
Device Weight	≤ 1.35 kg (2.98 lbs.)	≤ 1.4 kg (3.09 lbs.)	≤ 0.4 kg (0.88 lbs.)
Spatial Streams	2.4G:2x2 MU-MIMO 5G:2x2 MU-MIMO	2.4G:2x2 MU-MIMO 5G:2x2 MU-MIMO	2.4G:2x2 MU-MIMO 5G:2x2 MU-MIMO
Max Throughput	AX1800 573Mbps at 2.4GHz 1201Mbps at 5GHz	AX3000 573Mbps at 2.4GHz 2401Mbps at 5GHz	AX3000 573Mbps at 2.4GHz 2401Mbps at 5GHz
Frequency Bandwidth	2.4G:20/40MHz 5G:20/40/80/160MHz	2.4G:20/40MHz 5G:20/40/80/160MHz	2.4G:20/40MHz 5G:20/40/80/160MHz
Antennas	OmniDirectional 2.4G: 4dBi 5G: 6dBi	OmniDirectional 2.4G: 3dBi, 5G: 4dBi	OmniDirectional 2.4G: 4.0dBi, 5G: 6.5dBi
Maximum TX Power	2.4G Combined power: 29 dBm (single-stream power: 26 dBm) 5G Combined power: 28 dBm (single-stream power: 25 dBm) Note: The transmit power varies according to regulations in different countries and regions.	2.4G Combined power: 29 dBm (single-stream power: 26 dBm) 5G Combined power: 30.7 dBm (single-stream power: 26 dBm) Note: The transmit power varies according to regulations in different countries and regions.	2.4G Combined power: 26 dBm (single-stream power: 23 dBm) 5G Combined power: 27.7 dBm (single-stream power: 23 dBm) Note: The transmit power varies according to regulations in different countries and regions.
Concurrent Users	Max:256 Recommend: 100	Max:511 Recommend: 110	Max:511 Recommend: 110
Max Wi-Fi Coverage	5 GHz Max: 400 m (1312.34 ft.) Note: The data is obtained in an ideal environment without obstruction. The signal coverage radius depends on client performance and environmental interference.	5 GHz Max: 400 m (1312.34 ft.) Note: The data is obtained in an ideal environment without obstruction. The signal coverage radius depends on client performance and environmental interference.	5 GHz Max: 300 m (984.25 ft.) Note: The data is obtained in an ideal environment without obstruction. The signal coverage radius depends on client performance and environmental interference.
Service Port	1*GE RJ45 (supports 802.3at PoE) 1*GE SFP	1*GE RJ45 (supports 802.3at PoE) 1*GE SFP	1*GE RJ45 (supports 802.3at PoE)
Power Supply	802.3at PoE	802.3at PoE DC 12V/2A	802.3at PoE
Local Power	No	Support	No
Power Consumption	< 18W	< 24W	< 16 W
Environment	Operating temperature: -40° C~65° C Storage temperature: -40° C~85° C Operating humidity: 0%~100% (non-condensing) Storage humidity: 0%~100% (non-condensing)	Operating temperature: -30° C~65° C Storage temperature: -40° C~85° C Operating humidity: 0%~100% (non-condensing) Storage humidity: 0%~100% (non-condensing)	Operating temperature: -30° C~65° C Storage temperature: -40° C~75° C Operating humidity: 0%~100% (non-condensing) Storage humidity: 0%~100% (non-condensing)
Power Out	N	N	N
Weather proof	IP68	IP68	IP65
Certification	CE, RoHS, FCC, ISED, cTUVus	CE, RoHS, FCC, ISED, cTUVus	CE, RoHS, FCC, ISED, cTUVus
Management Mode	Cloud Manage Local Manage by EG	Cloud Manage Local Manage by EG	Cloud Manage Local Manage by EG
L2/L3 Roaming	Y	Y	Y
Advanced Roaming Protocol	802.11K/V/R	802.11K/V/R	802.11K/V/R
AI Roaming	Y	Y	Y
Standalone Portal	Y	Y	Y
Reyee Mesh	Y	Y	Y

Category	Outdoor AP		
Datasheet Level	Wi-Fi 6 AX6000		Wi-Fi 7 BE5040
Product picture			
Model	RAP6260(H)	RAP6260(H)-D	RAP72Pro-OD
Dimensions	298 mm x 298 mm x 65 mm (11.73 in. x 11.73 in. x 2.56 in.) (excluding mounting kits)	298 mm x 298 mm x 65 mm (11.73 in. x 11.73 in. x 2.56 in.) (excluding mounting kits)	239 mm x 90 mm x 46 mm (9.41 in. x 3.54 in. x 1.81 in.)
Device Weight	≤ 3.5 kg (7.72 lbs.)	≤ 3.5 kg (7.72 lbs.)	≤ 0.7 kg (1.54 lbs.)
Spatial Streams	2.4G:4x4 MU-MIMO 5G:4x4 MU-MIMO	2.4G:4x4 MU-MIMO 5G:4x4 MU-MIMO	2.4G:2x2 MU-MIMO 5G:3x3 MU-MIMO
Max Throughput	AX6000 1147Mbps at 2.4GHz 4803Mbps at 5GHz	AX6000 1147Mbps at 2.4GHz 4803Mbps at 5GHz	BE5040 688Mbps at 2.4GHz 4323Mbps at 5GHz
Frequency Bandwidth	2.4G:20/40MHz 5G:20/40/80/160MHz	2.4G:20/40MHz 5G:20/40/80/160MHz	2.4G: Auto/20 MHz/40 MHz, 5G: Auto/20 MHz/40 MHz/80 MHz/160 MHz
Antennas	OmniDirectional 2.4GHz: 3dBi 5 GHz: 4dBi	Directional 2.4G: 10dBi, 5G: 9dBi	OmniDirectional 2.4GHz: 3.62 dBi 5 GHz: 6.28 dBi
Maximum TX Power	2.4G Combined power: 32 dBm (single-stream power: 26 dBm) 5G Combined power: 32 dBm (single-stream power: 26 dBm) Note: The transmit power varies according to regulations in different countries and regions.	2.4G Combined power: 32 dBm (single-stream power: 26 dBm) 5G Combined power: 32 dBm (single-stream power: 26 dBm) Note: The transmit power varies according to regulations in different countries and regions.	2.4G Combined power: 26 dBm (single-stream power: 23 dBm) 5G Combined power: 27.7 dBm (single-stream power: 23 dBm) Note: The transmit power varies according to regulations in different countries and regions.
Concurrent Users	Max:511 Recommend: 130	Max:511 Recommend: 130	Max:511 Recommend: 110
Max Wi-Fi Coverage	5 GHz Max: 400 m (1312.34 ft.) Note: The data is obtained in an ideal environment without obstruction. The signal coverage radius depends on client performance and environmental interference.	5 GHz Max: 700 m (2296.59 ft.) Note: The data is obtained in an ideal environment without obstruction. The signal coverage radius depends on client performance and environmental interference.	5 GHz Max: 300 m (984.25 ft.) Note: The data is obtained in an ideal environment without obstruction. The signal coverage radius depends on client performance and environmental interference.
Service Port	1*2.5GE RJ45 (supports 802.3bt PoE) 1*GE SFP	1*2.5GE RJ45 (supports 802.3bt PoE) 1*GE SFP	1*2.5GE RJ45
Power Supply	802.3bt PoE DC 48V/1A	802.3bt PoE DC 48V/1A	802.3at/bt PoE DC 48V/1A
Local Power	Support	Support	No
Power Consumption	40W	40W	< 21 W
Environment	Operating temperature: -40° C~65° C Storage temperature: -40° C~85° C Operating humidity: 0%~100% (non-condensing) Storage humidity: 0%~100% (non-condensing)	Operating temperature: -40° C~65° C Storage temperature: -40° C~85° C Operating humidity: 0%~100% (non-condensing) Storage humidity: 0%~100% (non-condensing)	Operating temperature: -30° C~65° C Storage temperature: -30° C~85° C Operating humidity: 0%~100% (non-condensing) Storage humidity: 0%~100% (non-condensing)
Power Out	N	N	N
Weather proof	IP68	IP68	IP65
Certification	CE, RoHS, FCC, ISED, cTUVus	CE, RoHS, FCC, ISED, cTUVus	CE, RoHS, FCC, ISED, cTUVus
Management Mode	Cloud Manage Local Manage by EG	Cloud Manage Local Manage by EG	Cloud Manage Local Manage by EG
L2/L3 Roaming	Y	Y	Y
Advanced Roaming Protocol	802.11K/V/R	802.11K/V/R	802.11K/V/R
AI Roaming	Y	Y	Y
Standalone Portal	Y	Y	Y
Reyee Mesh	Y	Y	Y

06 Wireless Bridges




EST100-E

The EST100-E is a 2.4 GHz dual-stream wireless bridge and allows for easy management through Ruijie Reyee app. This product requires no configuration to use and supports up to 10 x 3 MP cameras at a range of 100 meters (328.08 ft.), or 5 x 3 MP cameras at 500 meters (1640.42 ft.).

The EST100-E also supports eWeb management.

Category	Est Series wireless Bridges		
Model	RG-EST100-E		
Radio Design	2.4 GHz Single-Band Dual-Stream		
Transmission Protocol	IEEE 802.11b/g/n		
Operating Band*	802.11b/g/n: 2.400-2.483GHz		
Antenna	Directional antennas, 8 dBi		
Polarization	Horizontal: 70°, Vertical: 70°		
Bridging Distance	500m		
Spatial Streams	2x2, MU-MIMO		
Maximum Throughput	Up to 300 Mbps at 2.4 GHz		
Ports	2 x 10/100 Mbps ports, port 1 with Passive PoE		
IP Rating	IP55		
Lightning Protection	±6 Kv (Common Mode)		
Installation	Wall-mounted/ Pole-mounted		
Weight	0.3 kg		
Dimensions (D x W x H)	165.5mmx68.7mmx42mm		
LED indicator	LEDs indicate the bridging quality: One LED on : -78dBm< RSSI ≤ -72dBm	LED off : No bridging Two LEDs on : -72dBm< RSSI ≤ -65dBm	LED blinking : ≤ -78dBm Three LEDs on : > -65dBm
Hardware Button	1 reset button		
Power Supply	12 V DC power supply or 12 V DC Passive PoE		
Power Consumption	< 5w		
Environment	Operating temperature: -30°C to 60°C (-22°F-140°F) Operating humidity: 5% to 95% (non-condensing)	Storage temperature: -40°C to 70°C (-40°F-158°F) Storage humidity: 5% to 95% (non-condensing)	



RG-EST100-E

Cloud-managed Wireless Bridges

The RG-EST310 V2 and RG-EST350 V2 are IEEE 802.11ac-compliant wireless bridges designed for video surveillance backhaul or remote wireless transmission in environments such as elevators, tower cranes, factory buildings, campuses, and construction sites. Operating in the 5 GHz band, these devices support two spatial streams (2x2 MIMO technology) and provide a bridging rate of up to 867 Mbps, fully meeting the bandwidth requirements for user services.

■ Zero Configuration

The RG-EST310 V2 and RG-EST350 V2 each consist of two devices—one for the recorder and one for the camera. The two devices are paired by default, allowing for immediate use without any configuration. The system supports one-to-many expansion, with up to five devices recommended.

■ Easy Installation


Straps are provided for easy equipment installation, supporting wall or pole mount to enhance implementation efficiency.

■ High Reliability

Both wireless bridges feature IP54-rated protection, making them ideal for outdoor environments. They operate in a wide temperature range from -30° C to +50° C (-22° F to +122° F), and the durable, weather-resistant materials ensure long-term outdoor use without brittleness, yellowing, or deformation.

■ Easy Maintenance

Both wireless bridges support management through Ruijie Reyee app, including latency, channel utilization, signal strength, data rates, device connections, configurations, network upgrades, and restart. They also support eWeb management.



RG-EST310 V2

RG-EST350 V2

Specifications

Model	RG-EST310 V2	RG-EST350 V2
Hardware Specifications		
RAM/Flash	64MB/8MB	512 MB/8 MB
Radio	Dual-stream single-band 2x2	
Operating Band	802.11a/n/ac: 5.150-5.350GHz, 5.470-5.725GHz, 5.725-5.850GHz (country specific)	
Antenna	Built-in directional antennas, horizontal: 60°, vertical: 30°, gain: 10dBi	Built-in directional antennas, horizontal: 31°, vertical: 14°, gain: 15 dBi
Spatial Streams	2	
Maximum Throughput	Up to 867Mbps at 5GHz	
Transmit Power	≤250mW	≤100 Mw(20 dBm) (adjustable)
Dimensions	147mm(D)x76mm(W)x37mm(H) (Dimensions per device) (Same size for the transmitter and receiver, H: height of the device excluding the mounting kits)	230 mm(D)x132 mm(W)x48 mm(H) (Dimensions per device) (Same size for the recorder-end and camera-end, H: height of the device edge excluding the mounting kits)
Weight	0.35kg	0.6 kg
Ports	1 x 10/100Base-T Ethernet port, supports 24VDC passive PoE 1 DC port, supports 12VDC power supply	Two 10/100/1000Base-T Ethernet ports, supports 24 VDC non-standard PoE power supply One DC port, supports 12 VDC power supply
Hardware Button	1 reset button	
Status Indicators	System indicator: 1 Port indicator: 1 Bridge signal strength indicators: 3	
Power Supply	Support 12VDC power supply and 24VDC passive PoE	Support 12VDC power supply and 24VDC passive PoE
Power Consumption	<5W	<9 W
Environment	Operating temperature: -30°C-55°C	Operating temperature: -30°C-65°C
	Storage temperature: -40°C-70°C	Storage temperature: -40°C-85°C
	Operating humidity: 5% to 95% (non-condensing) Storage humidity: 5% to 95% (non-condensing)	
Installation	Wall-mounted/ Pole-mounted (straps provided)	Wall-mounted/ Pole-mounted (hose clamp is provided)
IP Rating	IP54	
Lightning Protection	4KV	
Radio Standard	SRRC certification	EN300 328, EN301 893
Warranty	3 Years	
Software Features		
Zero-Touch Configuration	Support Ruijie Cloud App remote configuration	
Automatic Bridging	Support The recorder-end and camera-end are automatically paired for bridging by default	
Device Configuration and Management	Support App/Web configuration	
QR Code Login	Users can log in to the device configuration interface by scanning the QR code of the device using the app	
Self-healing	Automatic restart upon equipment failure	
Automatic Channel Adjustment	Automatically adjust the channel upon power-on	

Camera Support Reference

		RG-EST100-E	RG-EST310 V2	RG-EST350 V2
Throughput & Camera Limits	3 MP	10/100 m 5/500 m	16/100 m 16/500 m 16/1 km 6/2 km	50/1 km 45/3 km 20/5 km
	4 to 5 MP	6/100 m 3/500 m	10/100 m 10/500 m 10/1 km 4/2 km	30/1 km 25/3 km 12/5 km
	6 to 7 MP	3/100 m 1/500 m	7/100 m 7/500 m 7/1 km 3/2 km	20/1 km 13/3 km 8/5 km
	7 to 8 MP	3/100 m 1/500 m	5/100 m 5/500m 5/1 km 2/2 km	15/1 km 12/3 km 6/5 km

RG-EST330F-P

- Highlight Features
- 3 x FE Ports, including 2 x PoE Out Ports
- Support 3 Power Supply Options: 12 V DC, Passive PoE, 802.3af/at
- Support TDMA
- Support SON



RG-EST330F-P

Wi-Fi Standard	Wi-Fi 5
Max. Wireless Speed	867 Mbps
IP Rating	IP55
Operating Temperature	-30° C to +55° C (-22° F to +149° F)
Fixed Ports	3 x 10/100 Mbps Ports (including 2 x PoE Out)
Dimensions	198.8 mm x 102 mm x 53.4 mm (7.827 in. x 4.016 in. x 2.102 in.)
Certification	CE
MIMO	2x2 MIMO
Antenna Gain	13 dBi
Angle	H: 30°, V: 30°
Recommended Distance	Up to 3 km (1.86 miles)
Weight	0.37 kg
Warranty	3 Years

RG-EST350G

- Highlight Features
- 3 x GE Ports
- Support 3 Power Supply Options: 12 V DC, Passive PoE, 802.3af/at
- Automatic PTP Pairing
- One-Touch Pairing for PTMP Mode
- Support TDMA
- Support SON



RG-EST350G

Wi-Fi Standard	Wi-Fi 5
Max. Wireless Speed	867 Mbps
IP Rating	IP55
Operating Temperature	-30° C to +65° C (-22° F to +149° F)
Fixed Ports	3 x 10/100/1000BASE-T Ports
Dimensions	240 mm x 133mm x 108 mm (9.45 in. x 5.24 in. x 4.25 in.) (without bracket)
Certification	CE
MIMO	2x2 MIMO
Antenna Gain	16 dBi
Angle	H: 31°, V: 14°
Recommended Distance	Up to 5 km (3.11 miles)
Weight	0.73 kg (1.61 lbs.)
Warranty	3 Years

RG-EST450G

- Highlight Features
- H: 120°, V: 13°
- 3 x GE Ports
- Support 3 Power Supply Options: 12 V DC, Passive PoE, 802.3af/at
- One-Touch Pairing for PTMP Mode
- Support TDMA
- Support SON



RG-EST450G

Wi-Fi Standard	Wi-Fi 5
Max. Wireless Speed	867 Mbps
IP Rating	IP55
Operating Temperature	-30° C to +65° C (-22° F to +149° F)
Fixed Ports	3 x 10/100/1000BASE-T Ports
Dimensions	355 mm x 124 mm x 48 mm (13.98 in. x 4.88 in. x 1.89 in.) (without bracket)
Certification	CE
MIMO	2x2 MIMO
Antenna Gain	15 dBi
Angle	H: 120°, V: 13°
Recommended Distance	Up to 5 km (3.11 miles)
Weight	0.83 kg (1.83 lbs.)
Warranty	3 Years

RG-AirMetro Series Wireless Bridges

The RG-AirMetro series includes six products—one base station, three antennas, and two Customer Premises Equipments (CPEs)—offering a variety of configurations tailored to specific scenarios, primarily in Closed-Circuit Television (CCTV) and Wireless Internet Service Provider (WISP) applications. Its possibilities go beyond just these six options: Both PTP and PTMP modes are available. In PTP mode, the maximum working distance reaches up to 15 km (9.32 mi.), while in PTMP mode, one station can connect to up to 32 CPEs.

■ One-Touch Pairing in 30 Seconds

In PTMP mode, simply press a physical button on the base station to pair all devices in your office within just 30 seconds.

■ AI Heatmap

Instead of using multiple apps simultaneously, the integration of Google Maps with Ruijie Reyee app allows you to conduct on-site surveys with just one platform. Additionally, a professional report is available for download, saving you time and effort.

■ Alignment Tool

Forget the need for two people (one on the pole and the other below) to guide alignment via video calls. With Ruijie Reyee app, you get real-time signal display and sound prompts for easy alignment.

■ Spectrum Scan and Link Optimization


Automatic channel interference scanning and channel recommendations help minimize human errors in selecting the optimal channel.

■ Cloud-based Management

The series supports management through Ruijie Reyee app and eWeb.


Specifications

	RG-AirMetro550G-B	RG-ANT13-360	RG-ANT16S-120	RG-ANT20S-90	RG-AirMetro460F	RG-AirMetro460G
Dimensions	200 x 98.5 x 29mm (7.9 x 3.9 x 1.1 in.)	769 x 120 x 81.6 mm (30.3 x 4.7 x 3.2 in.)	361 x 110 x 48.5 mm (14.2 x 4.3 x 1.9 in.)	694 x 140 x 49 mm (27.3 x 5.5 x 1.9 in.)	368.5 x 271 mm (14.5 x 10.7 in.) (Diameter x Length, including mounting kit)	368.5 x 271 mm (14.5 x 10.7 in.) (Diameter x Length, including mounting kit)
Working Distance	With external antenna	2 km	5 km	10 km	15 km	15 km
Gain	With external antenna	13 dBi	16 dBi	20 dBi	23 dBi	23 dBi
Angle	With external antenna	H: 360°, V: 7°	H: 120°, V: 10°	H: 90°, V: 7°	H: 9°, V: 9°	H: 9°, V: 9°
Capacity	5 GHz, 867 Mbps	5 GHz	5 GHz	5 GHz	5 GHz, 867 Mbps	5 GHz, 867 Mbps
Port	2 x 10/100/1000 Mbps Ports	/	/	/	1 x 10/100 Mbps Port	1 x 10/100/1000 Mbps Port
Power Supply	24 V Passive PoE 12 V DC Input	/	/	/	24 V Passive PoE	24 V Passive PoE
Frequency Range* Note: The allowable frequencies and bands may vary depending on country-specific regulations.	2.4 GHz: 802.11 b/g/n; 2.400 GHz to 2.483 GHz 5 GHz: 802.11a/n/ac; 5.150 GHz to 5.350 GHz, 5.470 GHz to 5.725 GHz, 5.725 GHz to 5.850 GHz					
IP Rating	IP55	IP55	IP55	IP55	IP65	IP65
Operating Temperature* Note: When a power adapter is used, the maximum operating temperature for both the device and the power adapter is 60°C (140°F).	-40°C to +80°C	/	/	/	-40°C to +70°C	-40°C to +70°C
Electrostatic Protection	±24 kV Contact/ Air	/	/	/	±24 kV Contact/ Air	±24 kV Contact/ Air
Surge Protection	6 kV	/	/	/	6 kV	6 kV
Wind Survivability	/	220.32km/h (137mph)	220.32km/h (137mph)	220.32km/h (137mph)	220.32km/h (137mph)	220.32km/h (137mph)



07

Switches



Reyee Switch Solutions

Professional, Reliable, and Affordable Solutions

Reyee switches are designed to offer reliable and professional solutions to businesses of all sizes. Unmanaged switches are ideal for businesses that do not require network management or monitoring. Smart/Layer 2 switches offer a cost-effective solution for SMBs. Layer 3 managed switches provide a scalable and stable solution for large organizations, campus networks, and internet service provider (ISP) networks.

■ Management Through Ruijie Reyee App and eWeb

The switches can be managed through both eWeb and Ruijie Reyee, a lifetime free app. You can monitor network status, modify configurations, and troubleshoot from anywhere. Additionally, PoE ports can be remotely restarted to reset faulty PoE cameras. With the mobile app, you can quickly deploy and configure devices, and remotely manage and maintain the network, including network video recorder (NVR) or camera detection, VLAN configuration, real-time monitoring, alarms, and remote reboots. This significantly reduces equipment, labor, and time costs during wireless network deployment.

■ Support for SON

The SON feature enables auto-discovery, auto-networking, and auto-configuration between routers, switches, and access points without the need for controllers or Internet access.

■ Full-Power PoE Supporting PoE Cameras at Maximum Capacity

The Ruijie Reyee smart surveillance switches support full-power PoE output, ensuring all PoE network cameras are powered simultaneously, regardless of whether it's day or night, or whether the camera's infrared light is on or off.

■ 5 Years Warranty

For the RG-NBS5200/5100/3200/3100, RG-NIS3100, and RG-NBS6002/7003/7006 series, a 5-year free warranty is provided.

Layer 3 Modular Managed Switches

The Ruijie RG-NBS7006/7003/6002 series switches are next-generation Layer 3 Ethernet switches, featuring high-performance, high-security, and multi-service.

The RG-NBS7000 series is Reyee's first modular switch designed for SMBs, supporting seven types of line cards and up to 96 ports with full 10 Gigabit capability.

The RG-NBS6000 series is a two-slot modular core switch, supporting four types of line cards with 11 combinations.



RG-NBS7006

9 RU, six line card slots



RG-NBS7003

4 RU, three line card slots

Line Cards & Service Modules



M7000-24GT2XS-EA

24 x Gigabit Ethernet RJ45 ports + 2 x 10G optical ports (SFP+, LC), power consumption ≤ 50 W



M7000-48GT2XS-EA

48 x Gigabit Ethernet RJ45 ports + 2 x 10G optical ports (SFP+, LC), power consumption ≤ 60 W



M7000-24SFP2XS-EA

24 x Gigabit optical ports (SFP, LC) + 2 x 10G optical ports (SFP+, LC), power consumption ≤ 70 W



M7000-48SFP2XS-EA

48 x Gigabit optical ports (SFP, LC) + 2 x 10G optical ports (SFP+, LC), power consumption ≤ 90 W



M7000-24GT24SFP2XS-EA

24 x Gigabit Ethernet RJ45 ports + 24 x Gigabit optical ports (SFP, LC) + 2 x 10G optical ports (SFP+, LC), power consumption ≤ 80 W



M7000-8XS-EA

8 x 10G optical ports (SFP+, LC), power consumption ≤ 40 W



M7000-16XS-EA

16 x 10G optical ports (SFP+, LC), power consumption ≤ 82 W



M7006-CM

Supervisor module, power consumption ≤ 30 W (available on only the NBS7006)

Power Modules

RG-PA600I-FS

RG-NBS7006 power module (supporting redundancy, AC, 600 W)

RG-PA460I-FS

RG-NBS7003 power module (supporting redundancy, AC, 460 W)

RG-PA300I-FS

RG-NBS7003 power module (supporting redundancy, AC, 300 W)



RG-NBS6002

Two-slot modular core switch

Line Cards & Service Modules



M6000-24GT2XS

24 x Gigabit Ethernet RJ45 ports + 2 x 10G optical ports (SFP+, LC)



M6000-16GT8SFP2XS

16 x Gigabit Ethernet RJ45 ports + 8 x Gigabit optical ports (SFP+, LC) + 2 x 10G optical ports (SFP+, LC)



M6000-24SFP2XS

24 x Gigabit optical ports (SFP+, LC) + 2 x 10G optical ports (SFP+, LC)



M6000-16SFP8GT2XS

16 x Gigabit optical ports (SFP+, LC) + 8 x Gigabit Ethernet RJ45 ports + 2 x 10G optical ports (SFP+, LC)

Layer 3 Multi-Gigabit Cloud-managed Switches

The RG-NBS5300 series switches are next-generation Layer 3 multi-Gigabit switches featuring security, intelligence, and 10 Gigabit ports. They are suitable for the convergence or access layers of campus networks. With flexible 2.5 Gigabit ports, PoE++ port configuration, 10 Gigabit uplink ports, and continuous software upgrade capabilities, they can adapt to evolving network and application requirements, safeguarding user investment.



RG-NBS5300-8MG2XS-UP

Layer 3 10-port multi-Gigabit managed switch with 8 x PoE++ ports and 2 x SFP+ uplink ports

Specifications

Specification	RG-NBS5300-8MG2XS-UP
10/100/1000/2500BASE-T ports	8
SFP+ Ports	2
PoE/PoE+/PoE++ ports	8
Max. PoE Budget	370w
Layer Type	Layer 3
Switching Capacity	80 Gbps
Forwarding Rate	58.72Mpps
Switching Cache	12Mbit
ARP Table Size	2,000
MAC Address Table	16,000
Maximum VLAN Support	4094
Dimensions (W x D x H)	300mm x 230mm x 43.6mm (The depth excludes the front panel) 300mm x 233mm x 43.6mm (The depth includes the front panel)
Weight (With package)	3.25kg
MTBF	400000H
Warranty	5 Years

Layer 3 1G/10G Managed Switches

The Ruijie RG-NBS5100 & 5200 series switches are next-generation Layer 3 Ethernet switches, featuring high-performance, high-security, and multi-service. They incorporate an efficient hardware architecture design to offer more MAC address entries, faster hardware processing performance, and an enhanced user experience.

The RG-NBS5100 series provides Gigabit access and Gigabit uplink ports. The RG-NBS5200 series provides Gigabit access and 10G uplink ports. The RG-NBS5200 series provides 4 x 10G optical ports, delivering high-performance uplink capabilities.



RG-NBS5100-24GT4SFP

Layer 3 28-port Gigabit managed switch
24 x Gigabit RJ45 ports, 4 x SFP ports



RG-NBS5200-24SFP/8GT4XS

Layer 3 36-port Gigabit managed switch
24 x SFP ports, 8 x Gigabit RJ45 ports, 4 x 10G SFP+ ports



RG-NBS5100-24GT4SFP-P

Layer 3 28-port Gigabit managed PoE switch
24 x Gigabit RJ45 ports, 4 x SFP ports



RG-NBS5200-24GT4XS-P-V2

Layer 3 28-port Gigabit managed PoE switch
24 x Gigabit RJ45 ports, 4 x 10G SFP+ ports



RG-NBS5100-48GT4SFP

Layer 3 52-port Gigabit managed switch
48 x Gigabit RJ45 ports, 4 x SFP ports



RG-NBS5200-24GT4XS

Layer 3 28-port Gigabit managed switch
24 x Gigabit RJ45 ports, 4 x 10G SFP+ ports



RG-NBS5200-48GT4XS-UP

Layer 3 52-port Gigabit managed PoE switch
48 x Gigabit RJ45 ports, 4 x 10G SFP+ ports



RG-NBS5200-48GT4XS

Layer 3 52-port Gigabit managed switch
48 x Gigabit RJ45 ports, 4 x 10G SFP+ ports

Energy Saving

The switches incorporate next-generation hardware architecture along with advanced energy-saving circuit design and components, reducing energy consumption while minimizing noise.

Compliant with Energy-Efficient Ethernet (EEE) standards, the switch automatically adjusts the port to energy-saving mode based on varying conditions to optimize energy efficiency.

SON Allowing for Seamless Project Management

The switches automatically obtain an IP address from the router and connect to the external network without requiring manual configuration. They also enable auto-networking with other switches. By scanning the serial number of any switch on the network using the mobile app, you can automatically add all switches to the project.

Surge Protection for Enhanced Stability

The 6kV surge protection for the port reduces the risk of surge-related damage and enhances network stability.

Management Through Ruijie Reyee App and eWeb

The switches support management through Ruijie Reyee app and eWeb. You can monitor network status, modify configurations, and troubleshoot from anywhere.

Specifications

Specification	RG-NBS5100-24GT4SFP	RG-NBS5100-24GT4SFP-P	RG-NBS5100-48GT4SFP	RG-NBS5200-24GT4XS
10/100/1000Base-T ports	24	24	48	24
SFP ports	4	4	4	-
SFP+ ports	-	-	-	4
PoE/PoE+ ports	-	24	-	-
Max. PoE budget	-	370W	-	-
Layer Type	Layer 3	Layer 3	Layer 3	Layer 3
Switching capacity	56 Gbps	56 Gbps	104 Gbps	128 Gbps
Forwarding rate	42 Mpps	42 Mpps	78 Mpps	96 Mpps
MAC address table	12 Mbit	12 Mbit	12 Mbit	12 Mbit
Maximum VLAN Support	4094	4094	4094	4094
Dimensions (W x D x H)	440 mm x 207.5 mm x 43.6 mm	440 mm x 357.6 mm x 43.6 mm	440 mm x 267.5 mm x 43.6 mm	440 mm x 207.5 mm x 43.6 mm
MTBF	> 200,000	> 200,000	> 200,000	> 200,000
Warranty	5 Years	5 Years	5 Years	5 Years

Specification	RG-NBS5200-24GT4XS-P-V2	RG-NBS5200-24SFP/8GT4XS	RG-NBS5200-48GT4XS	RG-NBS5200-48GT4XS-UP
10/100/1000Base-T ports	24	8 (Combo)	48	48
SFP ports	-	24	-	-
SFP+ ports	4	4	4	4
PoE/PoE+ ports	24	-	-	48
Max. PoE budget	370W	-	-	740W
Layer Type	Layer 3	Layer 3	Layer 3	Layer 3
Switching capacity	128 Gbps	128 Gbps	216 Gbps	176 Gbps
Forwarding rate	96 Mpps	132 Mpps	132 Mpps	132 Mpps
MAC address table	12 Mbit	12 Mbit	16Mbit	16Mbit
Maximum VLAN Support	4094	4094	4094	4094
Dimensions (W x D x H)	440 mm x 222.6 mm x 44 mm	440 mm x 267.5 mm x 43.6 mm	440 mm x 267.5 mm x 43.6 mm	440 mm x 357.6 mm x 43.6 mm
MTBF	> 200,000	> 200,000	> 200,000	> 200,000
Warranty	5 Years	5 Years	5 Years	5 Years

Layer 2+ 10G Managed Switches

The Ruijie RG-NBS3200 series switches are next-generation Layer 2+ Ethernet switches, featuring high-performance, high-security, and multi-service with Gigabit and 10G ports. They incorporate an efficient hardware architecture design and Ruijie's OpenWRT operating system to offer more MAC address entries, faster hardware processing performance, and an enhanced user experience.



RG-NBS3200-24GT4XS

Layer 2+ 28-port Gigabit managed switch
24 x Gigabit RJ45 ports, 4 x 10G SFP+ ports



RG-NBS3200-24SFP/8GT4XS

Layer 2+ 36-port Gigabit managed switch
24 x SFP ports, 8 x Gigabit RJ45 ports, 4 x 10G SFP+ ports



RG-NBS3200-24GT4XS-P

Layer 2+ 28-port Gigabit managed PoE switch
24 x Gigabit RJ45 ports, 4 x 10G SFP+ ports



RG-NBS3200-48GT4XS

Layer 2+ 52-port Gigabit managed switch
48 x Gigabit RJ45 ports, 4 x 10G SFP+ ports



RG-NBS3200-48GT4XS-P

Layer 2+ 52-port Gigabit managed PoE switch
48 x Gigabit RJ45 ports, 4 x 10G SFP+ ports



RG-NBS3200-24GT4XS-P-V2

Layer 2+ 28-port Gigabit managed PoE switch
24 x Gigabit RJ45 ports, 4 x 10G SFP+ ports



RG-NBS3200-48GT4XS-P-V2

Layer 2+ 52-port Gigabit managed PoE switch
48 x Gigabit RJ45 ports, 4 x 10G SFP+ ports

Energy Saving

The switches incorporate next-generation hardware architecture along with advanced energy-saving circuit design and components, reducing energy consumption while minimizing noise.

Compliant with EEE standards, the switch automatically adjusts the port to energy-saving mode based on varying conditions to optimize energy efficiency. When packet transmission is required, the RG-NBS3200 will wake up the port and resume service by sending signals at regular intervals to achieve energy savings.

Flexible VLAN Segmentation

The switches offer a convenient and flexible way to segment VLANs, enabling you to assign ports to different VLANs based on your needs. Clients in separate VLANs are isolated from one another, ensuring a more stable and efficient network experience.

SON Allowing for Seamless Project Management

The switches automatically obtain an IP address from the router and connect to the external network without requiring manual configuration. They also enable auto-networking with other switches. By scanning the serial number of any switch on the network using the mobile app, you can automatically add all switches to the project.

Surge Protection for Enhanced Stability

The 6kV surge protection for the port reduces the risk of surge-related damage and enhances network stability.

Management Through Ruijie Reyee App and eWeb

The switches support management through Ruijie Reyee app and eWeb. You can monitor network status, modify configurations, and troubleshoot from anywhere.

Specifications

Specification	RG-NBS3200-24GT4XS	RG-NBS3200-24GT4XS-P	RG-NBS3200-24SFP/8GT4XS	RG-NBS3200-48GT4XS	RG-NBS3200-48GT4XS-P	RG-NBS3200-24GT4XS-P-V2	RG-NBS3200-48GT4XS-P-V2
10/100/1000Base-T ports	24	24	8 (Combo)	48	48	24	48
SFP ports	-	-	24	-	-	0	0
SFP+ ports	4	4	4	4	4	4	4
PoE/PoE+ ports	-	24	-	-	48	24	48
Max. PoE budget	-	370W	-	-	370W	370 W	370 W
Layer Type	Layer 2+	Layer 2+	Layer 2+	Layer 2+	Layer 2+	Layer 2+	Layer 2+
Switching capacity	128 Gbps(bit/s)	128 Gbps(bit/s)	128 Gbps(bit/s)	176 Gbps(bit/s)	176 Gbps(bit/s)	128 Gbps(bit/s)	176 Gbps(bit/s)
Forwarding rate	95.24 Mpps	95.24 Mpps	95.24 Mpps	130.95 Mpps	130.95 Mpps	96 Mpps	132 Mpps
Packet Buffer	12 Mbit	12 Mbit	12 Mbit	16 Mbit	16 Mbit	12 Mbit	16 Mbit
MAC address table	16000	16000	16000	16000	16000	16000	16000
Maximum VLAN Support	4094	4094	4094	4094	4094	4094	4094
Dimensions (W x D x H)	440 mm x 207.5 mm x 43.6 mm	440 mm x 357.6 mm x 43.6 mm	440 mm x 267.5 mm x 43.6 mm	440 mm x 267.5 mm x 43.6 mm	440 mm x 357.6 mm x 43.6 mm	440 mm x 222.6 mm x 44 mm (17.32 in. x 8.76 in. x 1.73 in.)	440 mm x 300.6 mm x 44 mm (17.32 in. x 11.83 in. x 1.73 in.)
Weight (With package)	2.9 kg	4.75 kg	3.35 kg	3.6 kg	5.4 kg	4.00 kg (8.82 lbs)	5.86 kg (12.92 lbs)
MTBF	400,000 hours	400,000 hours	400,000 hours	400,000 hours	400,000 hours	400,000 hours	400,000 hours
Warranty	5 Years	5 Years	5 Years	5 Years	5 Years	5 Years	5 Years

Layer 2 Gigabit Managed Switches

The Ruijie Reyee RG-NBS3100 series managed switches meet a wide range of network needs, from basic VLAN configuration to advanced security features such as Access Control List (ACL). Models with the "-P" suffix are PoE-capable, making them ideal for powering devices like access points, digital cameras, and other equipment in various scenarios.



RG-NBS3100-8GT2SFP

Layer 2 10-port Gigabit managed switch
8 x Gigabit RJ45 ports, 4 x SFP ports



RG-NBS3100-8GT2SFP-P-V2

Layer 2 10-port Gigabit managed PoE switch
2 x SFP ports



RG-NBS3100-24GT4SFP-V2

Layer 2 28-port Gigabit managed non-PoE switch
4 x SFP ports



RG-NBS3100-24GT4SFP-P-V2

28-port Gigabit Layer 2 managed PoE switch
4 x SFP ports



RG-NBS3100-48GT4SFP-P

Layer 2 52-port Gigabit managed PoE switch
48 x Gigabit RJ45 ports, 4 x SFP ports



RG-NBS3100-48GT4SFP-P-V2

Layer 2 52-port Gigabit managed PoE switch
48 x Gigabit RJ45 ports, 4 x SFP ports

Flexible VLAN Segmentation

The switches offer a convenient and flexible way to segment VLANs, enabling you to assign ports to different VLANs based on your needs. Clients in separate VLANs are isolated from one another, ensuring a more stable and efficient network experience.

Surge Protection for Enhanced Stability

The 6kV surge protection for the port reduces the risk of surge-related damage and enhances network stability.

SON Allowing for Seamless Project Management

The switches automatically obtain an IP address from the router and connect to the external network without requiring manual configuration. They also enable auto-networking with other switches. By scanning the serial number of any switch on the network using the mobile app, you can automatically add all switches to the project.

Management Through Ruijie Reyee App and eWeb

The switches support management through Ruijie Reyee app and eWeb. You can monitor network status, modify configurations, and troubleshoot from anywhere.

Specifications

Specification	RG-NBS3100-8GT2SFP	RG-NBS3100-8GT2SFP-P-V2	RG-NBS3100-24GT4SFP-V2	RG-NBS3100-24GT4SFP-P-V2	RG-NBS3100-48GT4SFP-P	RG-NBS3100-48GT4SFP-P-V2
10/100/1000Base-T ports	8	8	24	24	48	48
SFP ports	2	2	4	4	4	4
SFP+ ports	-	-	-	-	-	0
PoE/PoE+ ports	-	8	-	24	48	48
Max. PoE budget	-	125W	-	370W	370W	370 W
Layer Type	Layer 2	Layer 2	Layer 2	Layer 2	Layer 2	Layer 2
Switching capacity	20 Gbps(bit/s)	20 Gbps(bit/s)	56 Gbps(bit/s)	56 Gbps(bit/s)	104 Gbps(bit/s)	104 Gbps(bit/s)
Forwarding rate	14.88 Mpps	14.88 Mpps	41.67 Mpps	41.67 Mpps	77.37 Mpps	78 Mpps
Packet Buffer	4.1 Mbit	4.1 Mbit	4.1 Mbit	4.1 Mbit	16 Mbit	16 Mbit
MAC address table	8000	8000	8000	8000	16,000	16000
Maximum VLAN Support	4094	4094	4094	4094	4094	4094
Dimensions (W x D x H)	260 mm x 120 mm x 43.6 mm	300 mm x 205 mm x 44mm	440 mm x 165 mm x 44 mm	440 mm x 293 mm x 44 mm	300mm x 357.6mm x 43.6mm	440 mm x 293 mm x 44 mm (17.32 in. x 11.54 in. x 1.73 in.)
Weight (With package)	1.2 kg	2 kg	2.4 kg	4.5 kg	5.4 kg	5.86 kg (12.92 lbs)
MTBF	400,000 hours	400,000 hours	400,000 hours	400,000 hours	400,000 hours	400,000 hours
Warranty	5 Years	5 Years	5 Years	5 Years	5 Years	5 Years

NIS3100 Series Layer 2 Managed Industrial Switches

The RG-NIS3100 series switches are designed to excel in demanding environments, offering efficient cooling, IP40-rated dust-proof design, and robust performance. Featuring industrial-grade chips, they operate reliably in temperatures ranging from -40° C to +80° C (-40° F to +176° F). Their all-aluminum alloy casing ensures optimal cooling and consistent performance, making them a highly dependable choice for challenging conditions.



RG-NIS3100-8GT4SFP-HP

12-port Gigabit managed switch
8 x PoE+ ports



RG-NIS3100-8GT2SFP-HP

10-port Gigabit managed switch
8 x PoE+ ports, 2 x SFP uplink ports



RG-NIS3100-4GT2SFP-HP

6-port Gigabit managed switch
4 x PoE+ ports, 2 x SFP uplink ports

Specifications

Model	NIS3100-8GT4SFP-HP	NIS3100-8GT2SFP-HP	NIS3100-4GT2SFP-HP
10/100/1000BASE-T ports	8	8	4
SFP ports	4	2	2
PoE/PoE+ ports	8	8	4
Max. PoE budget	240w	240w	120w
PoE Power Output	Per port 56V DC, max 30 watts	Per port 56V DC, max 30 watts	Per port 56V DC, max 30 watts
Power Pin Assignment	1/2(+), 3/6(-)	1/2(+), 3/6(-)	1/2(+), 3/6(-)
PoE Power Budget	60W (Input: 12V-20V) 120W (Input: 21V-45V) 240W (Input: 46V-56V)	60W (Input: 12V-20V) 120W (Input: 21V-45V) 240W (Input: 46V-56V)	60W (Input: 12V-20V) 120W (Input: 21V-45V) 240W (Input: 46V-56V)
Extend Mode	250 meters	250 meters	250 meters
Layer Type	Layer 2	Layer 2	Layer 2
Switching capacity	24Gbps	20Gbps	12Gbps
Forwarding rate	17.857Mpps	14.88Mpps	8.928Mpps
Packet Buffer	4.1 Mbit	4.1 Mbit	4.1 Mbit
SDRAM	256MB	256MB	256MB
MAC address table	8,000	8,000	8,000
Maximum VLAN Support	4094	4094	4094
Dimensions (W x D x H)	85*132*165	85*132*165	85*132*165
Weight (With package)	1.93kg	1.91kg	1.86kg
MTBF	250,000 Hours	250,000 Hours	250,000 Hours
Warranty	5 Years	5 Years	5 Years

NIS2100 Series Layer 2 Cloud-managed Industrial Switches

The RG-NIS2100 series switches are designed to excel in demanding environments, offering efficient cooling, IP40-rated dust-proof design, and robust performance. Their aluminum alloy casing ensures optimal cooling and consistent performance, enabling reliable operation in temperatures ranging from -40° C to +75° C (-40° F to +167° F), making them a highly dependable choice for challenging environments.



RG-NIS2100-8GT2SFP-HP

10-port Gigabit managed switch
1 x PoE++ port, 7 x PoE+ ports, 2 x SFP uplink ports



RG-NIS2100-4GT2SFP-HP

6-port Gigabit managed switch
1 x PoE++ port, 3 x PoE+ ports, 2 x SFP uplink ports

Model	RG-NIS2100-8GT2SFP-HP	RG-NIS2100-4GT2SFP-HP
Total Number of RJ45 Ports	8	4
Total Number of Optical Ports	2	2
Number of 1 Gbps SFP Ports	2	2
Number of 10/100/1000BASE-T Ports	8	4
Number of PoE Ports	8	4
Number of PoE/PoE+ Ports	8	4
Number of PoE/PoE+/PoE++ Ports	1	1
Max. PoE Power Budget	Default: 228 W Max.: 300 W (adjustable on the web interface)	Default: 108 W Max.: 180 W (adjustable on the web interface)
Extend Mode (Long-Range Transmission)	Support (Ports 5 to 8)	Support (Ports 3 and 4)
Layer	Layer 2	Layer 2
Switching Capacity	20 Gbps	12 Gbps
Forwarding Rate	14.8 Mpps	8.9 Mpps
MAC Address Table Size	8,000	8,000
Max. Number of VLANs	16	16
Dimensions (W x D x H)	50 mm x 155 mm x 130 mm (1.97 in. x 6.10 in. x 5.12 in.)	50 mm x 155 mm x 130 mm (1.97 in. x 6.10 in. x 5.12 in.)
Net Weight	0.79 kg (1.74 lbs)	0.77 kg (1.70 lbs)
Mean Time Between Failure (MTBF)	> 200,000 hours	> 200,000 hours
Warranty	5 years	5 years

Layer 2 Cloud Switches for IP Surveillance

The ES200 series PoE switches are cloud-managed switches designed to address the challenges of the video surveillance industry. The switches offer a variety of port options, catering to the diverse needs of IP surveillance networks of varying scales.

They feature simple, user-friendly management functions, providing plug-and-play operation with the default factory configuration. This enables quick fault detection, easy PoE port restarts, and seamless VLAN configurations. Additionally, the switches support management through Ruijie Reyee app and eWeb, simplifying O&M of surveillance networks, while significantly reducing O&M costs.



RG-ES205GC-P
5-port Gigabit smart cloud-managed PoE switch

5-port Gigabit managed switch with 4 x PoE+ ports, 54 W PoE budget



RG-ES206GS-P
6-port Gigabit smart cloud-managed PoE switch

6-port Gigabit managed switch with 4 x PoE+ ports and 1 x combo port, 54 W PoE budget



RG-ES209GC-P
9-port Gigabit smart cloud-managed PoE switch

9-port Gigabit managed switch with 8 x PoE+ ports, 120 W PoE budget



RG-ES210GS-P
10-port Gigabit smart cloud-managed PoE switch

10-port Gigabit managed switch with 8 x PoE+ ports and 1 x combo port, 120 W PoE budget



RG-ES220GS-LP
20-port Gigabit smart cloud-managed PoE switch

20-port Gigabit managed switch with 16 x PoE+ ports and 2 x SFP ports, 130 W PoE budget



RG-ES220GS-P
20-port Gigabit smart cloud-managed PoE switch

20-port Gigabit managed switch with 16 x PoE+ ports and 2 x SFP ports, 250 W PoE budget



RG-ES228GS-LP
28-port Gigabit smart cloud-managed PoE switch

28-port Gigabit managed switch with 24 x PoE+ ports and 2 x SFP ports, 250 W PoE budget



RG-ES228GS-P
28-port Gigabit smart cloud-managed PoE switch

28-port Gigabit managed switch with 24 x PoE+ ports and 2 x SFP ports, 370 W PoE budget



RG-ES206MG-P
6-port Multi-Gigabit smart cloud-managed PoE switch

6-port 2.5 Gigabit managed switch with 4 x PoE+ ports and 1 x SFP+ port, 70 W PoE budget



RG-ES209MG-P
9-port Multi-Gigabit smart cloud-managed PoE switch

9-port 2.5 Gigabit managed switch with 8 x PoE+ ports and 1 x SFP+ port, 130 W PoE budget

Plug-and-Play with Zero Configuration

In their factory default state, the switches require no configuration and automatically detect connected devices, making installation quick and effortless. Simply connect the devices, and the surveillance network can be set up quickly.

Auto PoE Power Adjustment for Safety and Energy Saving

Compliant with IEEE 802.3af and 802.3at standards, the switches automatically adjust PoE power based on the connected device's requirements, optimizing energy consumption.

If a non-PoE device is connected, the switch will not output power, ensuring its safety.

Flexible VLAN Segmentation

In environments like villas, stores, or offices where network cameras and access points may be connected to the same switch, lack of network isolation can lead to issues such as camera screen freeze and slow wireless speeds.

The switches offer a convenient and flexible way to segment VLANs, enabling you to assign ports to different VLANs based on your needs. Clients on the surveillance network and data network are isolated from one another, ensuring a more stable network experience.

High Compatibility for Network Cables

The switches support standard Cat5/5e/6 network cables, as well as cables made from non-standard materials such as 0.38 mm (0.015 in.), 0.40 mm (0.016 in.), or 0.45 mm (0.018 in.)-diameter copper-clad steel or iron. This flexibility facilitates easier network construction and cabling.

Full-power PoE Supporting PoE Cameras at Maximum Capacity

The switches support full-power PoE output, powering PoE cameras across all PoE ports simultaneously, ensuring 24/7 power for PoE cameras and stable network performance.

Fast Fault Positioning

The switches continuously monitor network status in real time. If a failure occurs, the location and cause can be identified, and notifications are sent through the mobile app for quick troubleshooting.

SON Allowing for Seamless Project Management

The switches automatically obtain an IP address from the router and connect to the external network without requiring manual configuration. They also enable auto-networking with other switches. By scanning the serial number of any switch on the network using the mobile app, you can automatically add all switches to the project.

Management Through Ruijie Reye App and eWeb

The switches support management through Ruijie Reye app and eWeb. You can monitor network status, modify configurations, and troubleshoot from anywhere.

Specifications

Specification	RG-ES205GC-P	RG-ES206GS-P	RG-ES209GC-P	RG-ES210GS-P	RG-ES220GS-LP
Switching capacity	10 Gbps(bit/s)	12 Gbps(bit/s)	18 Gbps(bit/s)	20 Gbps(bit/s)	40 Gbps(bit/s)
Switch buffer size	1 MB	1.5 MB	1.5 MB	1.5 MB	8.4 Mbit
Package forwarding rate	7.4 Mpps	8.9 Mpps	13.4 Mpps	14.8 Mpps	29.76 Mpps
Ports	4 x 10/100/1000 Base-T ports(PoE/PoE+) 1 x 10/100/1000 Base-T uplink port	6 x 10/100/1000Base-T ports(PoE/PoE+) 1 x 1000Base-X Combo SFP port	8 x 10/100/1000 Base-T ports(PoE/PoE+) 1 x 10/100/1000 Base-T uplink port	10 x 10/100/1000Base-T ports(PoE/ PoE+) 1 x 1000Base-X Combo SFP port	16 x 10/100/1000Base-T ports(PoE/ PoE+) 2 x 10/100/1000Base-T ports(Non-PoE) 2 x 1000Base-X SFP port
PoE Standard	PoE/PoE+ (IEEE 802.3af/at)				
PoE Power Budget	54W	54W	120W	120W	130W
Maximum number of MAC address entries	2000	2000	4000	4000	8000
Maximum Number of VLANs	16				
Allowed VLAN ID	1-4094				
Port-based VLAN	Support				
Flow Control	Support				
Loop Protection	Support				
Unknown Unicast Suppression	Support				
Multicast / Broadcast Storm Suppression	Support				
Mirroring	Many-to-One Mirroring				
Port Isolation	Support				
Cable Testing	Support				
DNS	DNS Client				
Telnet	1 session				
MACC	Support				
Port Surge	4 kV	4 kV	4 kV	6 kV	6kV
Electrostatic Discharge	Air discharge: 6 kV Contact discharge: 4 kV	Air discharge: 8 kV Contact discharge: 6 kV	Air discharge: 6 kV Contact discharge: 4 kV	Air discharge: 8 kV Contact discharge: 6 kV	Air discharge: 8 kV Contact discharge: 6 kV
Power Consumption	≤ 60 W	≤ 60 W	≤ 120 W	≤ 120 W	≤ 160 W
Power supply	54 V DC adapter, 1.11 A	54 V DC adapter, 1.11 A	54 V DC adapter, 2.4 A	54 V DC adapter, 2.4 A	100 - 240 V AC, 3 A
Dimensions (W x D x H)	148 mm x 78 mm x 26 mm (5.83 in. x 3.07 in. x 1.02 in.)	148mm x 78 mm x 26 mm (5.83 in. x 3.07 in. x 1.02 in.)	202 mm x 108 mm x 28 mm (7.95 in. x 4.25 in. x 1.10 in.)	202 mm x 108 mm x 28 mm (7.95 in. x 4.25 in. x 1.10 in.)	300 mm x 223 mm x 43.6 mm (11.81 in. x 8.78 in. x 1.72 in.)
Weight	0.30 kg (0.66 lbs)	0.31 kg (0.68 lbs)	0.53 kg (1.17 lbs)	0.55 kg (1.21 lbs)	2.10 kg (4.63 lbs)
MTBF	200,000 hours				
Operating temperature	0° C to 40° C (32° F to 104° F)				
Storage temperature	-40° C to +70° C (-40° F to +158° F)				
Operating humidity	10% RH to 90% RH (non-condensing)				
Storage humidity	5% RH to 95% RH (non-condensing)				
Operating Altitude	-500 m to +5,000 m (-1,640.42 ft. to +16,404.20 ft.)				
FAN	Fanless design	Fanless design	Fanless design	Fanless design	Fanless design
Warranty	3 years				

Specification	RG-ES220GS-P	RG-ES228GS-LP	RG-ES228GS-P	RG-ES206MG-P	RG-ES209MG-P
Switching capacity	40 Gbps(bit/s)	56 Gbps(bit/s)	56 Gbps(bit/s)	45 Gbps (bit/s)	60 Gbps (bit/s)
Switch buffer size	4.1 MB	8.4 Mbit	4.1 MB	8 Mbit	8 Mbit
Package forwarding rate	29.7 Mpps	41.66 Mpps	41.6 Mpps	33.75 Mpps	45 Mpps
Ports	16 x 10/100/1000Base-T ports(PoE/ PoE+) 2 x 10/100/1000Base-T ports(Non-PoE) 2 x 1000Base-X SFP port	24 x 10/100/1000Base-T ports(PoE/ PoE+) 2 x 10/100/1000Base-T ports(Non-PoE) 2 x 1000Base-X SFP port	24 x 10/100/1000Base-T ports(PoE/ PoE+) 2 x 10/100/1000Base-T ports(Non-PoE) 2 x 1000Base-X SFP port	4 x 10/100/1000/2500Base-T ports(PoE/PoE+) 1 x 10/100/1000/2500Base-T port(Non-PoE) 1 x 10GE SFP+ port	8 x 10/100/1000/2500Base-T ports(PoE/PoE+) 1 x 10GE SFP+ port
PoE Standard	PoE/PoE+ (IEEE 802.3af/at)				
PoE Power Budget	250 W	250 W	370 W	70 W	130 W
Maximum number of MAC address entries	8000	8000	8000	4000	4000
Maximum Number of VLANs	16				
Allowed VLAN ID	1-4094				
Port-based VLAN	Support				
Flow Control	Support				
Loop Protection	Support				
Unknown Unicast Suppression	Support				
Multicast / Broadcast Storm Suppression	Support				
Mirroring	Many-to-One Mirroring				
Port Isolation	Support				
Cable Testing	Support				
DNS	DNS Client				
Telnet	1 session				
MACC	Support				
Port Surge	6 kV	6 kV	6 kV	4 kV	4 kV
Electrostatic Discharge	Air discharge: 8 kV Contact discharge: 6 kV	Air discharge: 8 kV Contact discharge: 6 kV	Air discharge: 8 kV Contact discharge: 6 kV	Air discharge: 8 kV Contact discharge: 6 kV	Air discharge: 8 kV Contact discharge: 6 kV
Power Consumption	≤ 255 W	≤ 302 W	≤ 400 W	≤ 75.5 W	≤ 138.5 W
Power supply	100 - 240 V AC, 4.5 A	100 - 240 V AC, 6 A	100 - 240 V AC, 6 A	54 V DC adapter, 1.48 A	54 V DC adapter, 2.78 A
Dimensions (W x D x H)	300 mm x 223 mm x 43.6 mm (11.81 in. x 8.78 in. x 1.72 in.)	440 mm x 214.9 mm x 43.2 mm (17.32 in. x 8.46 in. x 1.70 in.)	440 mm x 214.9 mm x 44 mm (17.32 in. x 8.46 in. x 1.73 in.)	172 mm x 90.8 mm x 28 mm (6.77 in. x 3.57 in. x 1.1 in.)	202 mm x 108 mm x 28 mm (7.95 in. x 4.25 in. x 1.1 in.)
Weight	2.12 kg (4.67 lbs)	2.80 kg (6.17 lbs)	2.84 kg (6.26 lbs)	0.49 kg (1.08 lbs)	0.66 kg (1.46 lbs)
MTBF	200,000 hours				
Operating temperature	0° C to 40° C (32° F to 104° F)				
Storage temperature	-40° C to +70° C (-40° F to +158° F)				
Operating humidity	10% RH to 90% RH (non-condensing)				
Storage humidity	5% RH to 95% RH (non-condensing)				
Operating Altitude	-500 m to +5,000 m (-1,640.42 ft. to +16,404.20 ft.)				
FAN	-500 m to +5,000 m (-1,640.42 ft. to +16,404.20 ft.)	-500 m to +5,000 m (-1,640.42 ft. to +16,404.20 ft.)	-500 m to +5,000 m (-1,640.42 ft. to +16,404.20 ft.)	Fanless design	Fanless design
Warranty	3 years				

Layer 2 Cloud-managed Switches for IP Surveillance

In addition to the Ruijie Reyee cloud-managed PoE switches, this series includes 16-port and 24-port non-PoE Gigabit switches, designed to meet the needs of customers requiring cloud management for devices such as PCs, printers, and non-PoE cameras.



RG-ES205GC
5-port Gigabit cloud-managed switch

5 x Gigabit RJ45 ports, desktop steel casing



RG-ES208GC
8-port Gigabit cloud-managed switch

8 x Gigabit RJ45 ports, desktop steel casing



RG-ES216GC-V2
16-port Gigabit cloud-managed switch

16 x Gigabit RJ45 ports, 19-inch rack mount steel casing



RG-ES224GC-V2
24-port Gigabit cloud-managed switch

24 x Gigabit RJ45 ports, 19-inch rack mount steel casing

Plug-and-Play with Zero Configuration

In their factory default state, the switches require no configuration and automatically detect connected devices, making installation quick and effortless. Simply connect the devices, and the surveillance network can be set up quickly.

Fast Fault Positioning

The switches continuously monitor network status in real time. If a failure occurs, the location and cause can be identified, and notifications are sent through the mobile app for quick troubleshooting.

Flexible VLAN Segmentation

The switches offer a convenient and flexible way to segment VLANs, enabling you to assign ports to different VLANs based on your needs. Clients on the surveillance network and data network are isolated from one another, ensuring a more stable network experience.

Management Through Ruijie Reyee App and eWeb

The switches support management through Ruijie Reyee app and eWeb. You can monitor network status, modify configurations, and troubleshoot from anywhere.

High Compatibility for Network Cables

The switches support standard network cables, as well as cables made from non-standard materials. This flexibility facilitates easier network construction and cabling.

SON Allowing for Seamless Project Management

The switches automatically obtain an IP address from the router and connect to the external network without requiring manual configuration. They also enable auto-networking with other switches. By scanning the serial number of any switch on the network using the mobile app, you can automatically add all switches to the project.

Specifications

Specification	RG-ES205GC	RG-ES208GC	RG-ES216GC-V2	RG-ES224GC-V2
10/100/1000Base-T ports	5	8	16	24
1000Base-X SFP ports	-	-	-	-
PoE/PoE+ ports	-	-	-	-
Max. PoE budget	-	-	-	-
Layer Type	Layer 2	Layer 2	Layer 2	Layer 2
Switching capacity	10 Gbps	16 Gbps	32 Gbps	48 Gbps
Forwarding rate	7.44 Mpps	11.90 Mpps	23.81 Mpps	35.71 Mpps
Packet Buffer	1 Mbit	1.5 Mbit	4.1 Mbit	4.1 Mbit
MAC address table	42 Mpps	78 Mpps	96 Mpps	96 Mpps
Maximum VLAN Support	2000	4000	8000	8000
Dimensions (W x D x H)	16	16	16	16
Weight (With package)	119 mm x 75 mm x 24 mm	160 mm x 75 mm x 24 mm	440 mm x165 mm x 44 mm	440 mm x165 mm x 44 mm
MTBF	>200,000	>200,000	>200,000	>200,000
Warranty	3 Years	3 Years	3 Years	3 Years

Unmanaged Switches

The Ruijie Reyee New ES100 series switches are cost-effective unmanaged switches, offering exceptional performance and outstanding stability. The PoE model supports both watchdog and extended modes, making it suitable for a variety of scenarios. The Ruijie Reyee RG-ES105D, RG-ES108D, RG-ES105GD, and RG-ES108GD are cost-effective unmanaged access switches with metal casing designed for SMBs.



RG-ES105GD
5-port Gigabit unmanaged switch



RG-ES108GD
8-port Gigabit unmanaged switch



RG-ES116G-L
16-port 10/100/1000 Mbps unmanaged non-PoE switch



RG-ES124G-L
24-port 10/100/1000 Mbps unmanaged non-PoE switch



RG-ES106F-P
6-port 10/100 Mbps unmanaged PoE switch



RG-ES110F-P
10-port 10/100 Mbps unmanaged PoE switch



RG-ES110FG-P
Unmanaged PoE switch with 8 x 10/100BASE-T ports and 2 x Gigabit ports



RG-ES110GS-P-L
10-port 10/100/1000 Mbps unmanaged PoE switch



RG-ES118FGS-LP
Unmanaged PoE switch with 16 x 10/100BASE-T ports and 2 x Gigabit ports



RG-ES118GS-P-L
18-port 10/100/1000 Mbps unmanaged PoE switch



RG-ES126FGS-LP
Unmanaged PoE switch with 24 x 10/100BASE-T ports and 2 x Gigabit ports



RG-ES126FGS-P
Unmanaged PoE switch with 24 x 10/100BASE-T ports and 2 x Gigabit ports

Plug-and-Play

The RG-ES100 series switches feature auto-negotiation ports and plug-and-play functionality.

Enterprise-Class Quality

The high-quality 8-core network cable and enterprise-class components ensure reliable data transmission without packet loss or lag.

Easy Installation

The compact design allows for easy installation in an ELV box at home or a waterproof surveillance junction box, occupying minimal space.

Metal Casing

The entire casing is crafted from metal, ensuring superior cooling.

The RG-ES05F, RG-ES08F, RG-ES05G-L, and RG-ES08G-L switches are tailored specifically for small-sized enterprises, small-scale surveillance, and SOHO environments.



RG-ES05F
5-port 10/100 Mbps unmanaged non-PoE switch



RG-ES08F
8-port 10/100 Mbps unmanaged non-PoE switch



RG-ES05G-L
5-port 10/100/1000 Mbps unmanaged non-PoE switch



RG-ES08G-L
8-port 10/100/1000 Mbps unmanaged non-PoE switch

Specifications

Specification	RG-ES106F-P	RG-ES110F-P	RG-ES110FG-P	RG-ES110GS-P-L	RG-ES116G-L
Downlink Ports	4 x 10/100BASE-T	8 x 10/100BASE-T	8 x 10/100BASE-T	8 x 10/100/1000BASE-T	16 x 10/100/1000BASE-T
Uplink Ports	2 x 10/100BASE-T	2 x 10/100BASE-T	2 x 10/100/1000BASE-T	1 x 10/100/1000BASE-T 1 x 1000BASE-X SFP	-
PoE/PoE+ ports	4	8	8	8	-
Max. PoE budget	54w	110w	110w	120w	-
Layer Type	Unmanaged	Unmanaged	Unmanaged	Unmanaged	Unmanaged
Switching capacity	1.2Gbps	2.0Gbps	5.6Gbps	20Gbps	32Gbps
Forwarding rate	0.89Mpps	1.48Mpps	4.17Mpps	14.8Mpps	23.8Mpps
MAC address table	2000	8000	8000	4000	8000
Dimensions (W x D x H)	166mm x 132.6mm x 43mm	166mm x 132.6mm x 43mm	166mm x 132.6mm x 43mm	190mm x 150mm x 43mm	280mm x 125mm x 43.6mm
Weight (With package)	0.96KG	1.22KG	1.22KG	1.44KG	1.78KG
Warranty	3Years	3Years	3Years	3Years	3Years

Specification	RG-ES118FGS-LP	RG-ES118GS-P-L	RG-ES124G-L	RG-ES126FGS-LP	RG-ES126FGS-P
Downlink Ports	16 x 10/100BASE-T	16 x 10/100/1000BASE-T	24 x 10/100/1000BASE-T	24 x 10/100BASE-T	24 x 10/100BASE-T
Uplink Ports	2 x 10/100/1000BASE-T with 2 Combo ports	2 x 1000BASE-X SFP	-	2 x 10/100/1000BASE-T with 1 Combo port	2 x 10/100/1000BASE-T with 1 Combo port
PoE/PoE+ ports	16	16	-	24	24
Max. PoE budget	120w	247w	-	180w	370w
Layer Type	Unmanaged	Unmanaged	Unmanaged	Unmanaged	Unmanaged
Switching capacity	7.2Gbps	36Gbps	48Gbps	8.8Gbps	8.8Gbps
Forwarding rate	5.35Mpps	26.8Mpps	35.7Mpps	6.55Mpps	6.55Mpps
MAC address table	8000	8000	8000	8000	8000
Dimensions (W x D x H)	440mm x 214.9mm x 44mm	440mm x 214.9mm x 44mm	280mm x 125mm x 43.6mm	440mm x 214.9mm x 44mm	440mm x 214.9mm x 44mm
Weight (With package)	3.0KG	3.78KG	1.86KG	3.2KG	3.78KG
Warranty	3Years	3Years	3Years	3Years	3Years

Specification	RG-ES05F	RG-ES08F	RG-ES05G-L	RG-ES08G-L
Downlink Ports	5 x 10/100BASE-T	8 x 10/100BASE-T	5 x 10/100/1000BASE-T	8 x 10/100/1000BASE-T
Uplink Ports	-	-	-	-
PoE/PoE+ ports	-	-	-	-
Max. PoE budget	-	-	-	-
Layer Type	Unmanaged	Unmanaged	Unmanaged	Unmanaged
Switching capacity	1Gbps	1.6Gbps	10Gbps	16Gbps
Forwarding rate	0.744Mpps	1.19Mpps	7.44Mpps	11.9Mpps
MAC address table	2000	2000	2000	4000
Dimensions (W x D x H)	85mm x 52mm x 23.5mm	124mm x 60mm x 24mm	85mm x 52mm x 23.5mm	124mm x 60mm x 24mm
Weight (With package)	0.21KG	0.25KG	0.22KG	0.27KG
Warranty	3Years	3Years	3Years	3Years

Model	ES105GD	ES108GD
Ports	5 x 10/100/1000Mbps RJ45 ports	8 x 10/100/1000Mbps RJ45 ports
Maximum port forwarding rate	1000Mbps	1000Mbps
Auto-MDI/MDIX	Support	Support
MAC address	2K	8K
Backplane bandwidth	10Gbps	16Gbps
Maximum packet forwarding rate	7.44Mpps	11.9Mpps
LED indicator	Link/Act status LED indicator for each port,Power indicator	Link/Act status LED indicator for each port,Power indicator
Dimensions (W x D x H)	119 mm x 62 mm x 24 mm	160 mm x 75 mm x 24 mm
Power input / output	External 5VDC 1.0A	External 5VDC 1.0A
Maximum power consumption	≤ 5W	≤ 5W
Temperature	Operating temperature: 0° C-40° C Storage temperature: -40° C-70° C	Operating temperature: 0° C-40° C Storage temperature: -40° C-70° C
Humidity	Operating humidity: 10%-90% non-condensing Storage humidity: 5%-90% non-condensing	Operating humidity: 10%-90% non-condensing Storage humidity: 5%-90% non-condensing

08 Routers



The Ruijie Reyee RG-EG series routers are cloud-managed routers designed for villas, smart homes, restaurants, small offices, and homestay hotels. They offer an affordable, compact, and easy-to-use solution, delivering bandwidth from 600 Mbps to 4 Gbps and accommodating up to 1,500 clients.

The routers allow for per-port VLAN configuration to enable port isolation and integrate smart flow control for comprehensive network planning. They also support both on-premises and remote network diagnostics.

- **Simplified Configuration and Robust Features**

The routers deliver robust features for small networks with exceptionally easy configuration.

- **User-Friendly Configuration, Easy to Learn**

Even for advanced functions, setup can be easily completed using Ruijie Reyee app.

- **Uninterrupted Multi-WAN Internet Connectivity**

The routers enable intelligent load balancing and link redundancy across multiple WAN ports.

- **Automatically Updated App Library, Maintenance-free**

- **Customize Portal Page—What You See is What You Get.**

- **Secure Access to Internal Devices**

Whether the gateway WAN port uses a dynamic or private IP address, you can securely monitor the NVR, IPC, or internal server anytime, from anywhere.

Products



RG-EG105G-V3

5-port Gigabit cloud-managed router (100 clients)



RG-EG105G-P V3

5-port Gigabit cloud-managed PoE router (100 clients)



RG-EG105GW-(T)

Wi-Fi 5 all-in-one router with a data rate of up to 1,267 Mbps (150 clients)



RG-EG105GW-X

Wi-Fi 6 AX3000 high-performance all-in-one router (180 clients)



Products



RG-EG210G-E

10-port Gigabit cloud-managed router (200 clients)



RG-EG210G-P-V3

10-port Gigabit cloud-managed PoE router (200 clients)



RG-EG209GS

9-port Gigabit cloud-managed SFP router (200 clients)



RG-EG305GH-P-E

5-port Gigabit cloud-managed PoE router (300 clients)



RG-EG310GH-E

10-port Gigabit cloud-managed router (300 clients)



RG-EG310GH-P-E

10-port Gigabit cloud-managed router (300 clients)



RG-EG710XS

10-port high-performance cloud-managed router with 4 x 2.5G ports and 2 x 10G SFP+ ports (700 clients)



RG-EG1510XS

10-port high-performance cloud-managed router with 4 x 2.5G ports and 2 x 10G SFP+ ports (1500 clients)

Specifications

Model	RG-EG105G-V3	RG-EG105G-P-V3	RG-EG210G-E	RG-EG210G-P-V3
Fixed ports	5 Gigabit ports, supporting up to 2 WAN ports		10 Gigabit ports, supporting up to 4 WAN ports	10 Gigabit ports, supporting up to 4 WAN ports
RAM	128MB		256MB	
Flash	32MB		16MB	32MB
PoE	N/A	PoE output: 54W(802.3 af/at) Support up to 4 POE ports	N/A	PoE output: 110W (802.3 af/at) Support up to 8 POE ports
Wireless	N/A	N/A	N/A	N/A
Recommended number of clients	Up to 100 concurrent clients		Up to 200 concurrent clients	
Recommended bandwidth	600M asymmetric bandwidth (flow control disabled) 500M asymmetric bandwidth (flow control enabled)		1Gbps asymmetric bandwidth (flow control disabled) 1Gbps asymmetric bandwidth (flow control enabled)	600M asymmetric bandwidth (flow control disabled) 500M asymmetric bandwidth (flow control enabled)
Local power supply	Support 220V AC local power supply			
Power consumption	<12W	<60 W (With PoE Full Load)	<15W	<130 W (With PoE Full Load)
Dimensions	206.5 × 108.5 × 28 (mm)	206.5 × 108.5 × 28 (mm)	440 × 43.6 × 201.5 (mm)	202 × 107 × 28 (mm)
Weight	0.84kg	1.01kg	2.35kg	1.5kg
Temperature	Operating temperature: 0°C ~ 40°C Storage temperature: -10°C ~ 70°C			
Humidity	Operating humidity: 10% ~ 90% (non-condensing) Storage humidity: 5% ~ 95% (non-condensing)			
Basic network features				
Network access	PPPoE dial-up, DHCP client, static IP, automatic identification of access methods, automatic avoidance of WAN port address conflicts, MAC cloning, obtaining account passwords from existing routers			
Routing	Static routing, policy-based routing, carrier address routing, active/standby mode, load balancing based on source address, flow-based load balancing, port-based weighted load balancing of data streams			
Security	ACL, IP-MAC binding, MAC address filtering, dynamic ARP, static ARP binding, NAT, NAPT, port mapping			
Other protocols	DHCP Server, DHCP Client, DHCP Option43 / 138, DNS Client, DNS Server, DNS Proxy, TFTP, NTP, DDNS			
Gateway				
Flow control	Support custom flow control policies, IP-based automatic bandwidth assignment			
Traffic audit	Real-time traffic audit, IP traffic visualization			
Behavior management	Time-based and IP policy-based access control, website filtering			
VPN	IPsec VPN (8 tunnels) server and client, L2TP, PPTP, OpenVPN			
Wireless management				
Management capacity	In AC mode, the maximum management capacity is 300 In gateway mode, the maximum management capacity is 32		In AC mode, the maximum management capacity is 500 In gateway mode, the maximum management capacity is 150	
AP management	Support multi-SSID configuration, SSID hiding, channel setting, power setting, AP wired port setting, AP online upgrade, STA quantity setting, STA blacklist and whitelist			
Roaming	Support local forwarding roaming, Layer 2 roaming, Layer 3 roaming between APs, viewing of STA roaming track			
Switch management				
Management capacity	Maximum manageable cloud managed switches: 128			
Port management	Loop protection, port mirroring, port isolation, port configuration, PoE configuration, port limit, storm control, static MAC, MAC search			
Status display	Port statistics, monitoring information, cable detection, VLAN configuration, MAC list			
Upgrade management	Per-device upgrade, batch upgrade			
Value added features				
Featured solutions	Single-cable IPTV solution, port service VLAN and network segment isolation solution, smart fault diagnosis solution, intranet penetration solution, auto-networking solution			
Management	Eweb and Ruijie Cloud			

Model	RG-EG105GW(T)	RG-EG105GW-X
Fixed	"1 × 10/100/1000 Base-T WAN Port1 × 10/100/1000 Base-T LAN Port"	"1 x 10/100/1000 Base-T WAN Port1 x 10/100/1000 Base-T LAN Port"
Switchable Ports	3 × 10/100/1000 Base-T WAN/LAN Ports	3 × 10/100/1000 Base-T WAN/LAN Ports
Protocol	802.11ac (Wi-Fi 5)	802.11ax (Wi-Fi 6)
Wireless Max Signal Rate	"1267MbpsUp to 400Mbps(2.4GHz) Up to 867Mbps (5GHz)"	"2976MbpsUp to 574Mbps(2.4GHz) Up to 2402Mbps (5GHz)"
Wireless Protocol	"5G:802.11a/n/ac Wave2 2.4G:802.11b/g/n"	"5G:802.11a/n/ac/ax 2.4G:802.11b/g/n/ax"
Antennas	"Built-in Omnidirectional Antennas (2.4 GHz: 3dBi, 5 GHz: 4dBi)"	"5 External Antennas (2.4 GHz: 5 dBi, 5 GHz: 5 dBi)"
Wireless Recommended Client	80	80
Total Recommended Client	150	180
Recommended Bandwidth	600Mbps	1.2Gbps
Reyee Mesh	Support	Support
CPU	Dual Cores, 800MHz	Dual Cores, 1.3GHz
RAM	256MB	512MB
USB	USB 2.0	USB 3.0
Working Mode	Router,AP	Router,AP
Load Balancing	Support	Support
Self-security	Support	Support
VPN	PPTP, L2TP, IPsec, OpenVPN	PPTP, L2TP, IPsec, OpenVPN
DDNS	Ruijie DNS,DynDns, NO-IP	Ruijie DNS,DynDns, NO-IP
QoS	Support	Support
Free Cloud Management	Support	Support
Self-organizing Network	Support	Support
Mesh	Reyee mesh	Reyee mesh
Roaming	KV	KV
USB File Sharing	Support	Support
Power Supply	DC12V/1.5A	100V~240V AC:50/60Hz
Warranty	3 Years	3 Years

Model	RG-EG209GS	RG-EG305GH-P-E	RG-EG310GH-E	RG-EG310GH-P-E
Fixed Ports	8 Gigabit ports, 1 SFP port, support up to 4 WAN ports	5 Gigabit ports, support up to 4 WAN ports	10 Gigabit ports, support up to 4 WAN ports	
PoE	N/A	4 PoE out, PoE budget 60W	N/A	8 PoE out, PoE budget 110W
Model Type	Desktop, External DC adapter		Rack Mounted, Internal Power	Desktop, External DC adapter
NAT Throughput (Disable/Enable L7)	700Mbps/500Mbps		1.5Gbps/1Gbps	
Recommended Number of Clients (Disable/Enable Application based flow control and flow Audit)	200/100		300/200	
Core Count	2			
Frequency	880Mbps	1.35GHz		
RAM	256MB	512MB		
Flash	32MB	256MB		
AP Management	✓			
Recommended Bandwidth	600Mbps	1Gbps		
APP Priority Management	✓			
User Group	✓			
Back Static Route	✓			
Behaviour Management	✓			
Basic Firewall	✓			
VPN	PPTP, L2tp, IPsec, OpenVPN			
Authentication	Captive Portal, PPPoE, SMS, QR-Code			
Multi-IP Network	✓			
PPPoE Server	✓			
APP Management	✓			
Smart Flow Control	QoS, IP	QoS, IP, QoS+IP		

Model	RG-EG710XS	RG-EG1510XS
Installation	Rack 1U	Rack 1U
Fixed WAN Ports	1 × 10/100/1000/2500 Base-T	1 × 10/100/1000/2500 Base-T
WAN/LAN Switchable Ports	3 × 10/100/1000 Base-T 3 × 10/100/1000/2500 Base-T 2x10G/1G Base-X SFP (LAN7/WAN8 port is compatible to 2.5G)	3 × 10/100/1000 Base-T 3 × 10/100/1000/2500 Base-T 2x10G/1G Base-X SFP (LAN7/WAN8 port is compatible to 2.5G)
Fixed LAN Ports	1 × 10/100/1000 Base-T	1 × 10/100/1000 Base-T
USB Ports	N/A	N/A
Throughput	3 Gbps	4 Gbps
Concurrent Clients Recommended	700	1500
Wi-Fi Standard	N/A	N/A
PoE	N/A	N/A
Processor	1.8 GHz * 4	1.8 GHz * 4
Memory	2GB	4GB
Flash	256MB	128 MB NAND FLASH + 8 GB EMMC
Hard Disk Drive	N/A	1TB (Need to purchase separately)
VPN Type	L2TP/PPTP/IPsec/OpenVPN/WireGuard	L2TP/PPTP/IPsec/OpenVPN/WireGuard
L2TP VPN Tunnels	300	1000
L2TP VPN Throughput	1.1 Gbps	1.4 Gbps
PPTP VPN Tunnels	300	1000
PPTP VPN Throughput	1.7 Gbps	1.7 Gbps
IPSec VPN Tunnels	300	1000
IPSec VPN Throughput	1.1 Gbps	1.2 Gbps
Open VPN Tunnels	300	1000
Open VPN Throughput	350 Mbps	400 Mbps
Easy VPN 1.0	No	No
Power Consumption	≤ 14 W	≤ 18 W
Dimensions	440 mm x 43.6 mm x 210 mm (17.32 in. x 1.72 in. x 8.27 in.)	440 mm x 43.6 mm x 210 mm (17.32 in. x 1.72 in. x 8.27 in.)
Weight	2.65 kg (packages not included)	3 kg (packages not included)

09 Home Wi-Fi Routers





Reyee Home Wi-Fi Solutions

The RG-EW series routers are an ideal choice for wireless network deployment in bungalows, villas, large apartments, small shops, and SOHO environments. The entire RG-EW series family supports flexible networking and seamless roaming across multiple devices via the Reyee Mesh technology, delivering a stable and high-speed wireless experience.



Elite Large Homes

Experience full Gigabit ports, optimized signal strength, and enterprise-class performance—cover all types of homes you love.



Smart Modern Residences

Enjoy Gigabit-speed broadband at an affordable price—the ideal combination of features and affordability for the modern family.



Economical Cozy Apartments

Achieve a cost-effective home Wi-Fi solution, perfect for households with an access rate of up to 100 Mbps, ensuring full Internet coverage throughout your home.



Products



RG-EW6000GX

IEEE 802.11ax standard, compatible with IEEE 802.11a/b/g/n/ac standards
5,951 Mbps dual-band (up to 1,147 Mbps for 2.4 GHz band and 4,804 Mbps for 5 GHz band)
5 x Ports (1 x 2.5G WAN/LAN port + 4 x 1 G LAN ports)
Eight high-gain omnidirectional antennas
Hardware-based NAT
One-click Reyee Mesh
Cloud management via Ruijie Reyee app



RG-EW7200BE PRO

IEEE 802.11be standard
7,147 Mbps dual-band (up to 1,376 Mbps for 2.4 GHz band and 5,765 Mbps for 5 GHz band)
9 x Ports (1 x 2.5G WAN port + 1 x 2.5G WAN/LAN port + 3 x 2.5G LAN ports + 4 x 1G LAN ports + 1 x USB 3.0 port)
Nine high-gain omnidirectional antennas
Nine signal amplifiers (FEM)
Hardware-based NAT
One-click Reyee Mesh
Cloud management via Ruijie Reyee app



RG-EW1300G

IEEE 802.11ac-compliant
1,300 Mbps dual-band
(Up to 400 Mbps for 2.4 GHz band and 867 Mbps for 5 GHz band)
4 x Gigabit ports
(1 x WAN port + 4 x LAN ports)
Five high-gain omnidirectional antennas
Hardware-based NAT
One-click Reyee Mesh
Cloud management via Ruijie Reyee app



RG-EW3000GX PRO

IEEE 802.11ax-compliant
3,000 Mbps dual-band (up to 600 Mbps for 2.4 GHz band and 2,400 Mbps for 5 GHz band)
5 x Gigabit ports (1 x WAN port + 4 x LAN ports)
Five high-gain omnidirectional antennas
Five signal amplifiers (FEM)
Hardware-based NAT
One-click Reyee Mesh
Cloud management via Ruijie Reyee app



RG-EW1200G PRO

IEEE 802.11ac-compliant
1,267 Mbps dual-band (up to 400 Mbps for 2.4 GHz band and 867 Mbps for 5 GHz band)
4 x Gigabit ports (1 x WAN port + 3 x LAN ports)
Six high-gain omnidirectional antennas
Four signal amplifiers (FEM)
Hardware-based NAT
One-click Reyee Mesh
Cloud management via Ruijie Reyee app



RG-EW1200

IEEE 802.11ac-compliant
1,167 Mbps dual-band (Up to 300 Mbps for 2.4 GHz band and 867 Mbps for 5 GHz band)
4 x 100 Mbps ports (1 x WAN port + 3 x LAN ports)
Four omnidirectional antennas
Hardware-based NAT
One-click Reyee Mesh
Cloud management via Ruijie Reyee app



RG-EW300 PRO

IEEE 802.11an-compliant
 Up to 300 Mbps for 2.4 GHz band
 4 x 100 Mbps ports
 (1 x WAN port + 3 x LAN ports)
 Four omnidirectional antennas
 Two signal amplifiers (FEM)
 Hardware-based NAT
 Cloud management via Ruijie Reyee app



RG-EW300N

IEEE 802.11an-compliant
 Up to 300 Mbps for 2.4 GHz band
 4 x 100 Mbps ports
 (1 x WAN port + 3 x LAN ports)
 Two omnidirectional antennas
 Hardware-based NAT
 Cloud management via Ruijie Reyee app



RG-EW300T

Cloud-managed
 Plug-and-play
 Four external antennas
 Download speed of up to 150 Mbps
 Three-year warranty



RG-EW1200R

1,200 Mbps
 Dual-band
 1 x WAN/LAN FE port
 High-signal amplifiers (FEM)
 Smart signal indicator
 One-click Reyee Mesh
 WISP & WPS mode
 Cloud management via Ruijie Reyee app



RG-EW300R

300 Mbps
 1 x WAN/LAN FE port
 Two signal amplifiers (FEM)
 Smart signal indicator
 WISP & WPS mode
 Cloud management via Ruijie Reyee app

Specifications

model	RG-EW300N	RG-EW300PRO	RG-EW300T(4G router)	RG-EW1200	RG-EW1300G	RG-EW1200G PRO
Wi-Fi Standard	Wi-Fi 4 (IEEE 802.11b/g/n)		Wi-Fi 4 (IEEE 802.11 n) 4G-LTE: WCDMA: B1/B5/B8 LTE-FDD: B1/B3/B5/B7/B8/ B20/B28 LTE-TDD: B38/B40/B41	Wi-Fi 5 (IEEE 802.11a/n/ac) standard, compatible with IEEE 802.11b/g		
Max Throughput	300M	300M	2.4 GHz, 300 Mbps LTE-FDD: TX 150Mbps RX 50Mbps LTE-TDD: TX 130Mbps RX 30Mbps	1167M	1267M	1267M
Spatial Streams	2.4G:2x2 300M	2.4G:2x2 300M	2.4G:2x2 300M	2.4G:2x2 300M 5G:2x2 867M	2.4G:2x2 400M 5G:2x2 867M	2.4G:2x2 400M 5G:2x2 867M
Ports	3×100Mbps LAN 1×100Mbps WAN	3×100Mbps LAN 1×100Mbps WAN	3×100Mbps LAN 1×100Mbps WAN/LAN	3×100Mbps LAN 1×100Mbps WAN	3×100Mbps LAN 1×100Mbps WAN	3×100Mbps LAN 1×100Mbps WAN
Mesh	N/A	N/A	N/A	Reyee Mesh	Reyee Mesh	Reyee Mesh
Cloud Management	Project-based: Ruijie Reyee App	Project-based: Ruijie Reyee App	Project-based: Ruijie Reyee App	Project-based: Ruijie Reyee App	Project-based: Ruijie Reyee App	Project-based: Ruijie Reyee App
Recommended Users	8	8	8	24	32	32
Max. Users	16	16	32	96	96	96
Product dimensions (W x D x H)	140 mm x 105 mm x 24.7 mm (7.08 in. x 7.08 in. x 1.18 in.) (excluding antennas)	180 mm x 180 mm x 30mm (7.08 in. x 7.08 in. x 1.18 in.) (excluding antennas)	175mm*100mm*25mm (6.89in. x 4.72 in. x 1.06 in.)	182 mm x 120 mm x 32 mm (7.17 in. x 4.72 in. x 1.26 in.) (excluding antennas)	220 mm x 140 mm x 36 mm (8.66 in. x 5.51 in. x 1.42 in.) (excluding antennas)	220 mm x 140 mm x 36 mm (8.66 in. x 5.51 in. x 1.42 in.) (excluding antennas)
Weight	0.26 kg (0.57 lbs) (without packaging materials) 0.8 kg (1.76 lbs) (with packaging materials)	0.26 kg (0.57 lbs) (without packaging materials) 0.8 kg (1.76 lbs) (with packaging materials)	0.25 kg (0.55 lbs) (without packaging materials) 0.31 kg (0.68 lbs) (with packaging materials)	0.22 kg (0.49 lbs) (without packaging materials) 0.41 kg (0.9 lbs) (with packaging materials)	0.29 kg (0.64 lbs) (without packaging materials) 0.73 kg (1.61 lbs) (with packaging materials)	0.39 kg (0.86 lbs) (without packaging materials) 0.98 kg (2.16 lbs) (with packaging materials)
Warranty	3 Years	3 Years	3 Years	3 Years	3 Years	3 Years
Power supply	DC 5 V 1 A	DC 12 V 1 A	DC 12 V 1 A	DC 12 V 1A	DC 12 V 1 A	DC 12 V 1.5 A
Operating temperature	0 ° C to +40 ° C (32 ° F to 104 ° F)	0 ° C to +45 ° C (32 ° F to 113 ° F)	0 ° C to +40 ° C (32 ° F to 104 ° F)	0 ° C to +45 ° C (32 ° F to 113 ° F)		
Storage temperature	-40 ° C to +70 ° C (-40 ° F to 158 ° F)					
Operating humidity	5% RH to 95% RH (non-condensing)					
Storage humidity	5% RH to 95% RH (non-condensing)					
Certifications	CB/CE	CE	CB/CE	CE	CB/CE/FCC	CE

Specifications

model	RG-EW3000GX	RG-EW3000GX PRO	RG-EW6000GX	RG-EW7200BE PRO
Wi-Fi Standard	Wi-Fi 6 (IEEE 802.11ax) standard, compatible with IEEE 802.11a/b/g/n/ac standards			Wi-Fi 7 (IEEE802.11be) standard, compatible with IEEE 802.11a/b/g/n/ac/ax standards
Max Throughput	2976M	2976M	5951M	7141M
Spatial Streams	2.4G:2x2 574M 5G:2x2 2402M	2.4G:2x2 574M 5G:2x2 2402M	2.4 GHz, 1147 Mbps 5 GHz, 4804 Mbps	2.4G:4x4 1376M 5G:4x4 5765M
Ports	3×1000Mbps LAN 1×1000Mbps WAN 1×1000Mbps LAN/WAN	2×1000Mbps LAN 1×1000Mbps WAN 1×1000Mbps LAN/WAN	1x 2500Mbps Wan 4x 1000Mbps Lan	4×1000Mbps LAN 3×2500Mbps LAN 1×2500Mbps WAN 1×2500Mbps LAN/WAN 1×USB
Mesh	Reyee Mesh	Reyee Mesh	Reyee Mesh	Reyee Mesh
Cloud Management	Project-based: Ruijie Reyee App	Project-based: Ruijie Reyee App	Project-based: Ruijie Reyee App	Project-based: Ruijie Reyee App
Recommended Users	60	60	80	96
Max. Users	192	192	384	384
Product dimensions (W x D x H)	240 mm × 140 mm × 32 mm (9.45 in. × 5.51 in. × 1.25 in.) (excluding antennas)	618 mm × 370 mm × 403 mm (24.33 in. × 14.57 in. × 15.87 in.) (excluding antennas)	200 mm x 200 mm x 43.8 mm (7.87 in. x 7.87 in. x 1.72 in.) (excluding antennas)	259 mm x 248 mm x 153 mm (10.2 in. x 9.76 in. x 6.02 in.)
Weight	0.45 kg (0.99 lbs) (without packaging materials) 0.95 kg (2.09 lbs) (with packaging materials)	0.48 kg (1.06 lbs) (without packaging materials) 1.04 kg (2.29 lbs) (with packaging materials)	0.95 kg (2.09 lbs) (without packaging materials) 1.68 kg (3.7 lbs) (with packaging materials)	0.739 kg (1.63 lbs) (without packaging materials) 1.44 kg (3.17 lbs) (with packaging materials)
Warranty	3 Years	3 Years	3 Years	3 Years
Power supply	DC 12V 1A	DC 12V 1.5A	DC 12V 3A	DC 12V 2.5A
Operating temperature	-10 ° C to +40 ° C (14 ° F to 104 ° F)			
Storage temperature	-40 ° C to +70 ° C (-40 ° F to 158 ° F)			
Operating humidity	5% RH to 95% RH (non-condensing)			
Storage humidity	5% RH to 95% RH (non-condensing)			
Certifications	CB/CE	CB/CE/FCC	CE, CB	CB/CE

Model	RG-EW1200R	RG-EW300R
Basic		
Dimensions (W × D × H)	92 mm x 70 mm x 38 mm (3.62 in. × 2.76 in. × 1.50 in. antennas not included)	128 mm x 102 mm x 60 mm (5.04 in. × 4.02 in. × 2.36 in. antennas not included)
Weight	0.14 kg (packages not included)	0.25 kg (packages not included)
Wi-Fi Standards	Wi-Fi 4 (802.11n)	Wi-Fi 5 (802.11ac)
MIMO	2.4 GHz, 2 × 2, MIMO	2.4 GHz, 2 × 2, MU-MIMO 5 GHz, 2 × 2, MU-MIMO
Max. Wi-Fi Speed	2.4 GHz: 300 Mbps	2.4 GHz: 300 Mbps 5 GHz: 867 Mbps
Channel Width	2.4 GHz: Auto/20/40 MHz	2.4 GHz: Auto/20/40 MHz 5 GHz: Auto/20/40/80 MHz
Antennas	2	2
Antennas Type	External Omnidirectional	External Omnidirectional
Antenna Gain	2.4 GHz: 4 dBi	2.4 GHz: 4 dBi 5 GHz: 4 dBi
Port	1 × 10/100 Base-T WAN/LAN	1 × 10/100 Base-T WAN/LAN
Recommended Users	8	24
Max. Users	16	96
Power Supply	100-240V-50/60Hz 0.5A	100-240V-50/60Hz 0.5A
Power Consumption	≤ 12W	≤ 15W
Operation Frequency Bands	802.11b/g/n: 2.412 GHz to 2.472 GHz country-specific restrictions apply	802.11b/g/n: 2.400 GHz to 2.483 GHz 802.11a/n/ac: 5.150 GHz to 5.350 GHz 802.11a/n/ac: 5.470 GHz to 5.725 GHz, 5.725 GHz to 5.850 GHz country-specific restrictions apply
Transmit Power	<20 dBm (2.4 GHz) country-specific restrictions apply	Regular: CE EIRP: ≤ 20dBm (2.4GHz) ≤ 27dBm (5GHz) ≤ 20dBm 2400-2483.5MHz(Bluetooth) Myanmar: 2400-2483.5MHz ≤ 20dBm(EIRP); 5150-5350MHz ≤ 23dBm(EIRP); 5470-5725MHz ≤ 30dBm(EIRP); 5725-5850MHz ≤ 30dBm(EIRP);
Operating Temperature	-10 ° C to +45 ° C (14 ° F to 113 ° F)	-10 ° C to +45 ° C (14 ° F to 113 ° F)
Operating Humidity	5% to 95% Non-condensing	5% to 95% Non-condensing
Certifications	CE,RoHS	CE,RoHS



Ruijie Networks Co., Ltd.

Official Website: <https://reyee.ruijie.com/>

Technical Support: <https://reyee.ruijie.com/en-global/support>

 Ruijie Reyee  ruijereyeeofficial  Ruijie Reyee